

DO NOT SCALE DRAWINGS
CONTRACTOR TO VERIFY
ALL EXISTING CONDITIONS AND
DIMENSIONS - NOTIFY ARCHITECT
OF ANY DISCREPANCIES PRIOR
TO BEGINNING CONSTRUCTION



JULY 5TH, 2018
NO | REVISION

DEL TACO STORE - DT2017
4825 JIMMY LEE SMITH PARKWAY
HIRAM, GA 30141
PAULTON COUNTY
1ST PERMIT SUBMITTAL 05-18-18
1ST BID SUBMITTAL 07-05-18

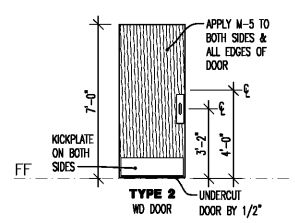
PROJECT NUMBER
2180148
SHEET NAME
**DOOR
HARDWARE
WINDOW
SCHEDULE**
SHEET NUMBER
A601

DATE OF THIS PRINTING - 7/3/2018

DOOR SCHEDULE

	DOOR #	DOOR SIZE (WIDTH x HEIGHT)	DOOR MATERIAL	FRAME MATERIAL	DETAILS ON A601 U.N.O.			WEATHERSTRIP	DOOR TYPE	HARDWARE	REMARKS	* SIMILAR CONDITION	GENERAL HARDWARE NOTES
					HEAD	JAMB	THRESHOLD						
WOMENS	111	3'-0" x 7'-0"	1 3/4"	WD	HM	01	01	06	2	HW-02	INSTALL INTERNATIONAL "BLUE" SIGNS FOR WOMEN INCL. BRAILLE SIGNS		1. G.C. TO SUBMIT CUT SHEET PACKAGE FOR OWNER APPROVAL PRIOR TO ORDERING HARDWARE PACKAGE. 2. KEY ALL LOCKS ON DAY OF TURNOVER. 3. ONE GRAND MASTER (ALL OF THE LOCKS CAN BE OPENED WITH THIS KEY). 4. PROVIDE 2 ADDITIONAL PADLOCKS FOR ROOF HATCH IN KITCHEN AND GATE BEHIND SERVICE YARD PADLOCK - KS4302100 5. CABINET LOCKS TO BE CL1000PB 628 SQ1
MENS	112	3'-0" x 7'-0"	1 3/4"	WD	HM	01	01	06	2	HW-02	INSTALL INTERNATIONAL "BLUE" SIGNS FOR MEN INCL. BRAILLE SIGNS		

DOOR TYPES



HARDWARE SCHEDULE

MFG. ABBREVIATIONS:
BEST - BST
DETEX - DTX
HAGER - HGR
NATIONAL GUARD/PEMCO - NGP
TRIMCO - TRM

LOCKMECHANICS - LOC
DETEX - DTX
OR LAWRENCE - CRL

BOMMER - BOM
VON DUPRIN - VON
FALCON - FAL

SCHLAGE LOCK CO - SCH
RIXON - RIX
LON CLOSERS - LON

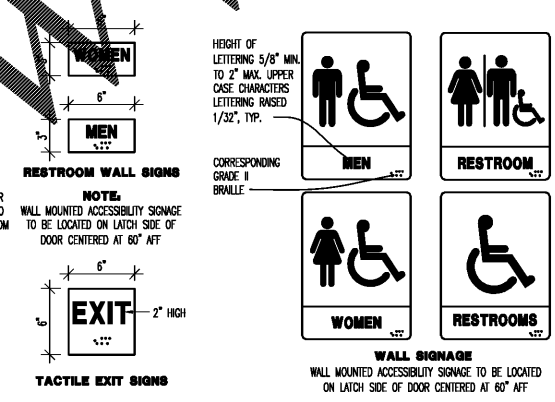
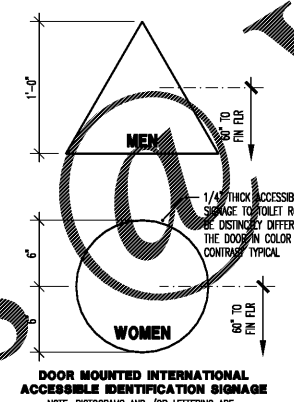
HW-02 - RESTROOM DOORS

1 1/2 PR EA HINGE #F88199 (4.5"x4.5") FIN: US260 MFR: STANLEY
1 EA CLOSER #1460 FIN: ALUM MFR: LCN
2 EA KICKPLATE #K0050-SS 10" HIGH ALUM MFR: TRIMCO
2 EA PULL/PUSH #1010-3 FIN: US260 MFR: TRIMCO MOUNT BACK TO BACK

(GC TO SUPPLY TEMPORARY CORES - PRIMUS FULL SIZE TYPE AT ALL LOCKING DOORS. OWNER TO SEND FINAL CORES AT TURNOVER.)

DOOR NOTES

1. AT RESTROOM DOORS PROVIDE ROOM IDENTIFICATION PLACARD, IN VERBAGE & BRAILLE, ON WALL AT STRIKE SIDE OF EACH DOOR.
 2. IDENTIFICATION SIGNAGE SHALL CONFORM TO THE FOLLOWING REQUIREMENTS:
A. LETTERS & NUMBERS ON SIGNS SHALL BE RAISED OR RECESSED 1/32" MINIMUM & SHALL BE SANS - SERIF OR SIMPLE SERIF UPPERCASE CHARACTERS ACCOMPANIED BY GRADE 2 BRAILLE.
B. RAISED CHARACTERS OR SYMBOLS SHALL BE A MINIMUM OF 5/8" MAXIMUM OF 2" HIGH.
C. PICTORIAL SYMBOL SIGNS (PICTOGRAMS) SHALL BE ACCOMPANIED BY THE EQUIVALENT VERBAGE DESCRIPTION PLACED DIRECTLY BELOW THE PICTOGRAM. THE BOTTOM DIMENSIONS OF THE PICTOGRAM SHALL BE A MINIMUM OF 2" IN HEIGHT.
 3. THE MOUNTING LOCATION AND HEIGHT OF THE ACCESSIBLE WALL ENTRANCE SIGN AND ACCESSIBLE RESTROOM SIGNS SHALL BE MOUNTED AT 60" ABOVE THE FLOOR CENTERLINE OF THE SIGN AND ON THE WALL ADJACENT TO THE LATCH SIDE OF THE DOOR. WHEN THERE IS NO WALL SPACE ON THE LATCH SIDE, MOUNT AT DOUBLE LEAF DOORS. SIGNS SHALL BE PLACED ON THE NEAREST ADJACENT WALL, PREFERABLY ON THE RIGHT.
PROVIDE THE TACTILE PRESS SIGNAGE COMPLYING WITH 308.2(BRILLE).
 5. INTERNATIONAL SIGN OF ACCESSIBILITY SHALL BE LOCATED ADJACENT TO THE LATCH SIDE OF THE SINGLE DOOR AND RIGHT HAND SIDE OF DOUBLE DOORS - 60" A.F.F. (SEE FOOT NOTE 3 & 4 AND ACCESS SIGNAGE DETAILS BELOW).
- MOUNTING HEIGHT OF ALL SIGNS TO BE 5'-0" A.F.F. TO THE CENTER OF SIGN (TYP).
EXISTING RESTROOM DOOR FRAME TO REMAIN. FINISH PER SCHEDULE. NEW DOORS TO MATCH EXISTING FRAME.



DOOR MOUNTED INTERNATIONAL ACCESSIBLE IDENTIFICATION SIGNAGE
NOTE: PICTOGRAMS AND /OR LETTERING ARE NOT REQUIRED ON DOOR MOUNTED SIGNAGE

RESTROOM WALL SIGNS
NOTE: WALL MOUNTED ACCESSIBILITY SIGNAGE TO BE LOCATED ON LATCH SIDE OF DOOR CENTERED AT 60" AFF

WALL SIGNAGE
WALL MOUNTED ACCESSIBILITY SIGNAGE TO BE LOCATED ON LATCH SIDE OF DOOR CENTERED AT 60" AFF

TACTILE EXIT SIGNS

ACCESSIBLE IDENTIFICATION SIGNAGE

05 NOT USED
SCALE: 3"=1'-0"

06 TRANS AT TILE
SCALE: 3"=1'-0"

01 NOT USED
SCALE: 3"=1'-0"

02 NOT USED
SCALE: 3"=1'-0"

03 NOT USED
SCALE: 3"=1'-0"

04 NOT USED
SCALE: 3"=1'-0"

Order Plans

WWW.LDPLANET.COM