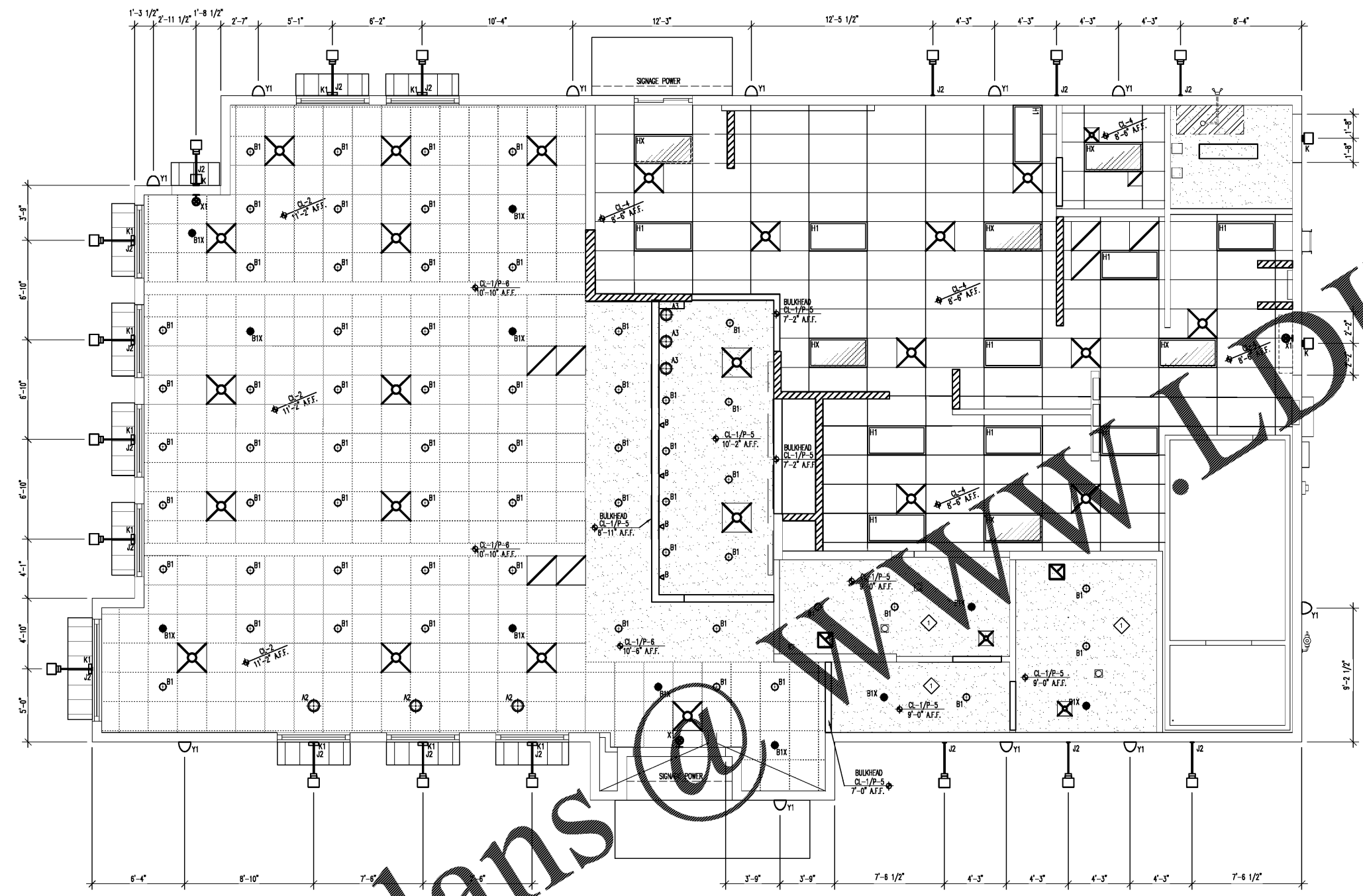



DWG: JCS/ML 7/15/2018 4:42 PM
 PRINTED BY: JCS/ML 7/15/2018 4:50 PM
 0700_2180148_A121



REFLECTED CEILING PLAN
 SCALE: 1/4"=1'-0"

CEILING WALL LEGEND



RCP NOTES

- REFER TO ARCHITECTURAL FLOOR PLAN FOR ADDITIONAL DIMENSIONS.
- REFER TO MECHANICAL DRAWINGS FOR MECHANICAL SPECIFICATIONS, DUCTWORK, DUCT PENETRATIONS, EXHAUST FAN REQUIREMENTS, LOCATION OF FIRE RATED DUCT SHAFT AND BOTTOM OF HOOD ELEVATION.
- HOODS ARE FURNISHED AND INSTALLED BY MECHANICAL CONTRACTOR.
- REFER TO DETAILS FOR HOOD SUPPORTS, SEE DETAIL 1/A501.
- REFER TO ELECTRICAL DRAWINGS FOR LIGHTING SPECIFICATIONS.
- ALL DIMENSIONS ARE REFERENCED TO FACE OF STUD U.N.O.
- ALL HEIGHT REFERENCES ARE TAKEN FROM DATUM-T.O.S. FOR AREA INDICATED.
- PROVIDE WALL BACKING FOR REINFORCEMENT AS REQUIRED.
- PROVIDE SOLID BLOCKING FOR ALL 'J' BOXES SUSPENDED LIGHT AND CEILING FAN FIXTURES, TRIMMER SUPPORT, ARTIFICIAL SHELVES AND ANY OTHER CEILING MOUNTED EQUIPMENT.
- ALL ACOUSTIC TILE JOINT LINES TO BE ALIGNED & COORDINATED FOR FIXTURE PLACEMENT, AVOIDING LESS THAN 1/2" OF A TILE AROUND THE PERIMETER WHEREVER POSSIBLE.
- PROVIDE LATERAL BRACING FOR SUSPENDED CEILINGS PER DETAIL SHEET A501.
- PROVIDE WALL BRACING CONNECTIONS TO ROOF STRUCTURE PER DETAIL SHEET A501.
- PROVIDE SOFFIT CONNECTIONS TO ROOF STRUCTURE AND LATERAL BRACING PER DETAIL SHEET A501.
- ALL LIGHT FIXTURE TRIM RINGS, EXPOSED CONDUIT, 'J' BOXES, TRIMMER, EMERGENCY LIGHT FIXTURES, DUPLEX OUTLETS AND FACE PLATES SUPPLIED AND PAINTED TO MATCH THE ROOM'S FINISH U.N.O.
- ALL LIGHT FIXTURES AND LIGHT BULBS TO BE OWNED, FURNISHED AND INSTALLED BY G.C.
- ANY LIGHT NOT DIMENSIONED, LOCATED OR CENTERED IN THE CEILING TILE, CEILING AREA, OR ROOM AS APPLICABLE. ALL "CAN" TYPE FIXTURES TO BE MOUNTED IN THE CENTER OF THE CEILING TILES UNLESS NOTED OTHERWISE.
- USE USG DRYWALL SUSPENSION FLAT SYSTEM (OR EQUAL) FOR SUSPENDED AREAS OF GYP. BD. (TYP).
- PROVIDE 3/4" Ø STUD FOR DATA & DUPLEX OUTLET IN CEILING FOR FUTURE IV.
- "X" PREFIX SUFFIX DENOTES EMERGENCY FIXTURES. REFER TO ELECTRICAL DRAWINGS.


RCP KEYED NOTES

- ◇ EXISTING HARD CEILING TO REMAIN

LIGHTING LEGEND

SYMBOL	DESCRIPTION
A1	DECORATIVE INTERIOR PENDANT, COLOR (WHITE)
A2	DECORATIVE INTERIOR PENDANT, COLOR (RED)
A3	DECORATIVE INTERIOR PENDANT, COLOR (GREEN)
B1	INTERIOR RECESSED CAN LIGHT (X SIGNIFIES EMERGENCY)
B2	EXTERIOR RECESSED CAN LIGHT (X SIGNIFIES EMERGENCY) (NOTE THESE LIGHTS SUPPLIED W/ PRE-MFR CANOPY)
H1	INTERIOR 2X4 FLUORESCENT LIGHT FIXTURE
HX	INTERIOR 2X4 FLUORESCENT EMERGENCY LIGHT FIXTURE
J	EXTERIOR SURFACE MOUNTED LIGHT FIXTURE
J2	EXTERIOR SURFACE MOUNTED LIGHT FIXTURE
K1	EXTERIOR SURFACE MOUNTED WALL PACK LIGHT FIXTURE
K	EXTERIOR SURFACE MOUNTED WALL PACK LIGHT FIXTURE
M1	INTERIOR 4' STRIP FLUORESCENT LIGHT FIXTURE
N	LED TAPE LIGHT W/ WEATHERPROOF SILICONE COVER
X1	ILLUMINATED EXIT SIGN
Y1	EXTERIOR SCONCE
ΔB	SURFACE MOUNTED TRACK BAR, WITH TRACK MOUNTED LIGHT FIXTURE
□	24x24 SUPPLY AIR DIFFUSER
□	24x24 RETURN AIR DIFFUSER
□	GYP. CEILING SUPPLY AIR DIFFUSER
□	GYP. CEILING RETURN AIR DIFFUSER
P-1	FINISH COLOR

NOTE FOR ALL LIGHTING CONTACT:
 NATIONAL ENERGY & LIGHT, INC.
 JIM SCHMIDT
 603.864.8635
 JSCHMIDT@NELCOMPANY.COM



DO NOT SCALE DRAWINGS
 CONTRACTOR TO VERIFY
 ALL EXISTING CONDITIONS AND
 DIMENSIONS-NOTIFY ARCHITECT
 OF ANY DISCREPANCIES PRIOR TO
 BEGINNING CONSTRUCTION



JULY 5TH, 2018
 NO REVISION

DEL TACO STORE - DT2017
 4825 JIMMY LEE SMITH PARKWAY
 HIRAM, GA 30141
 PAULTON COUNTY
 1ST PERMIT SUBMITTAL 05-18-18
 1ST BID SUBMITTAL 07-05-18

PROJECT NUMBER
2180148

SHEET NAME
REFLECTED CEILING PLAN

SHEET NUMBER
A121

DATE OF THIS PRINTING - 7/3/2018