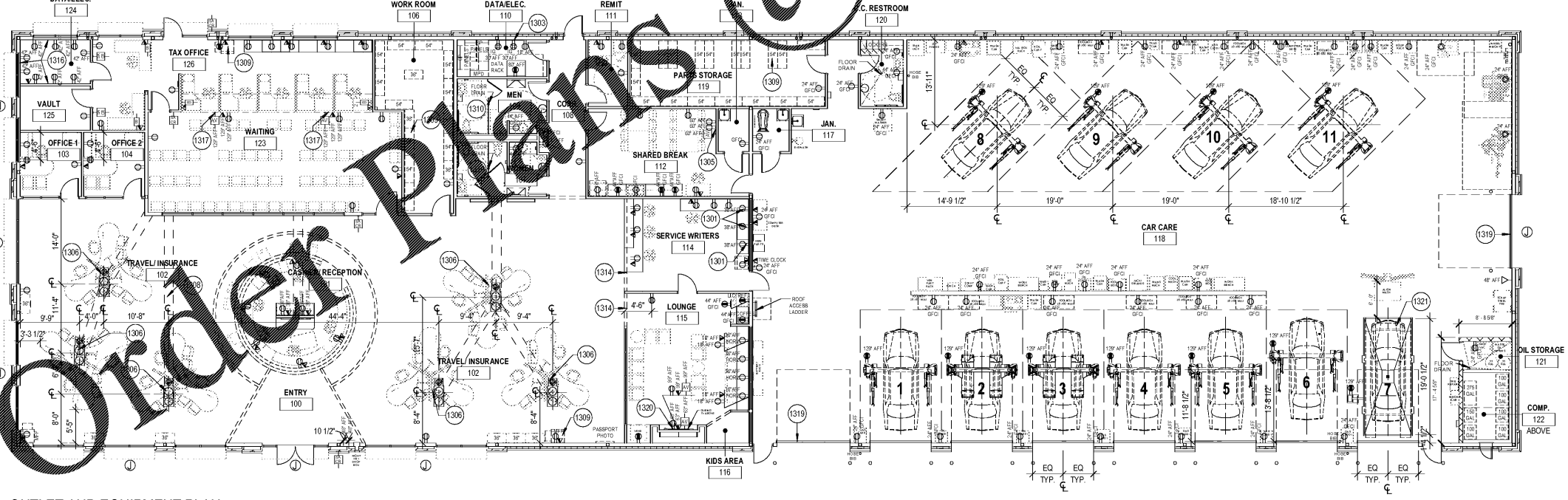


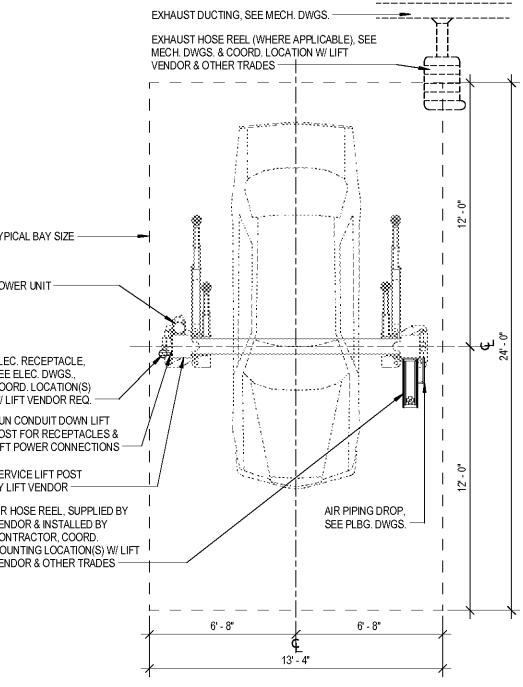
6/22/2018 10:31:22 AM  
D:\Power User\Projects\6209000000 - Westshore - CENTRAL - 2DR - 2018.rvt

THIS DOCUMENT HAS BEEN PREPARED BY PAGE PC AS AN INSTRUMENT OF SERVICE AND PAGE PC SHALL RETAIN ALL COMMON LAW, STATUTORY AND OTHER RESERVED RIGHTS, INCLUDING THE COPYRIGHT THEREIN.

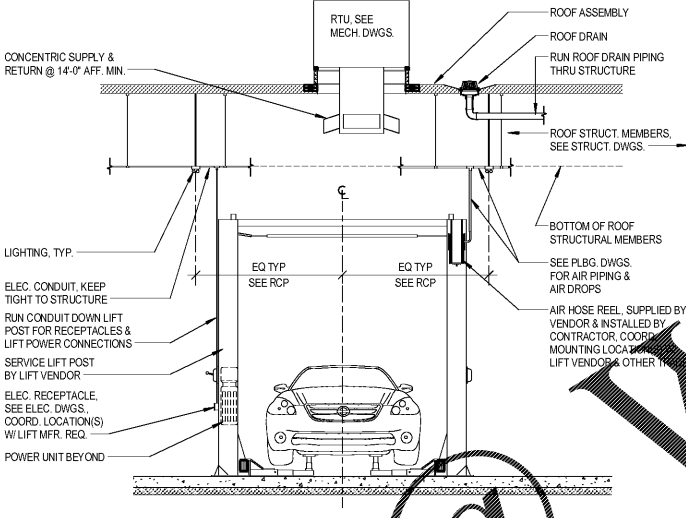
**(A1) OUTLET AND EQUIPMENT PLAN**  
SCALE: 3/32" = 1'-0"



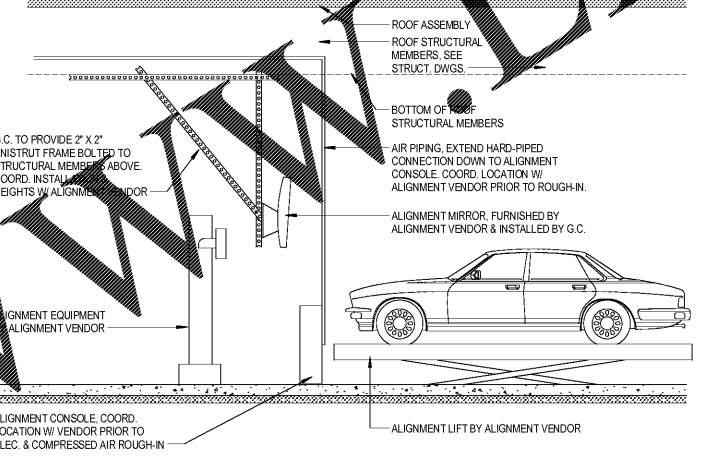
**(B1) LIFT BAY DIAGRAM - PLAN**  
SCALE: 1/4" = 1'-0"



**(B2) LIFT BAY DIAGRAM - ELEVATION**  
SCALE: 1/4" = 1'-0"



**(B4) ALIGNMENT BAY DIAGRAM - ELEVATION**  
SCALE: 1/4" = 1'-0"



**APPLIANCE SPECIFICATIONS**

Table with 3 columns: Appliance Name, Manufacturer/Model/Type/Color/Capacity/Size, and GE (OR EQUAL) specifications. Includes Refrigerator, Microwave, Under Counter Refrigerator, Coffee Maker, Television, Blue-Ray Player, and Wall Mounts.

**OUTLET & EQUIP. RESPONSIBILITIES**

Table with 3 columns: Item, Furnished By, and Final Connections By. Lists items like Signage, Furniture, Kitchen Appliances, Cable TV, Data Cabling, Phone Equipment, Security System, Systems Furniture, Slat Wall, Cash Safes, Millwork, Trash Cans, Air Compressor, Air Piping, Lift Limit Switches, Oil Interceptor Panel, Oil Storage Room, Service Sinks, Waiting Area Machines, and Waste Oil Pails.

**OUTLET & EQUIPMENT PLAN NOTES**

- GENERAL OUTLET & EQUIPMENT PLAN NOTES: G1. OUTLET LOCATION PLAN INFORMATION IS LOCATION AND DIMENSIONAL INFORMATION OF ELECTRICAL DEVICES... G2. REFERENCE ELEVATION SHEET FOR STANDARD DEVICE MOUNTING HEIGHTS... G3. OUTLETS AT BASE CABINETRY TO BE MOUNTED HORIZONTALLY AT 44" AFF UN.O... G4. DIMENSIONS AND QUANTITIES OF FLOOR MOUNTED ELECTRICAL AND TELECOMMUNICATION DEVICES ARE FOR REFERENCE... G5. FURNITURE BY TENANT / OTHERS... G6. G.C. SHALL BE RESPONSIBLE FOR INSTALLATION OF EMERGENCY LIGHTS... G7. G.C./E. TO COORDINATE ALL POWER REQUIREMENTS WITH ELECTRICAL PLANS... G8. TAG SURFACE HEIGHT TO BE PER FBAC 902.3, UNO... G9. LIFT DIMENSIONS TO BE COORDINATED WITH LIFT VENDOR... G10. G.C. TO COORDINATE LOCATION AND HEIGHTS OF ALL EXTERIOR CAMERA CONDUIT STUBS AND J-BOXES WITH OWNER AND SECURITY VENDOR.

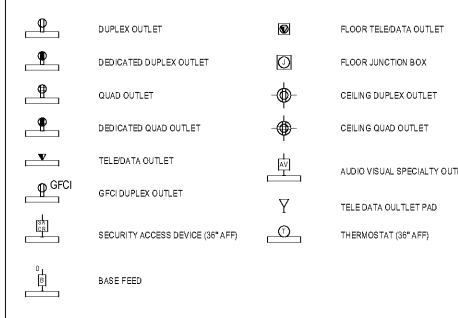
**OUTLET & EQUIP. PLAN KEYNOTES**

- ITEMS LABELLED WITH KEYED NOTE INDICATOR ARE FOR SPECIFIC LOCATIONS ON PLANS: 1301. OUTLETS TO BE MOUNTED HORIZONTALLY 4 1/8" X 8 1/8" FRPT PLYWOOD PANEL MOUNTED TO WALL... 1302. WALL BOTTOM OF BOARD @ 36" AFF... 1305. TV BY G.C. TO BE MOUNTED HORIZONTALLY CENTERED ON WALL AT 66" AFF... 1306. WORK STATIONS TO BE POWERED BY FLOOR BASE FEED... 1308. IDENTIFY TRENCHING FOR FLOOR MOUNTED DEVICES... 1309. EQUIPMENT TO BE PROVIDED BY OWNER/VENDOR... 1310. REFER TO TOILET ACCESSORY SCHEDULE FOR FURTHER INFORMATION... 1314. SOFFIT/HEADER ABOVE SHOWN DASHED, TYP... 1316. PROVIDE 3/4" FRPT PLYWOOD PANEL MOUNTED ON WALL FROM FINISHED FLOOR TO 8'-0" AFF... 1317. TV BY G.C. TO BE MOUNTED HORIZONTALLY CENTERED ON WALL AT 125" AFF... 1319. PROVIDE BLOCKING IN WALL AS REQUIRED... 1320. TV BY G.C. TO BE MOUNTED HORIZONTALLY CENTERED ON WALL... 1321. COORDINATE LIFT WITH VENDOR PRIOR TO ALIGNMENT PIT ROUGH-IN.

**OIL STORAGE NOTES**

OIL STORAGE CONTAINMENT AREA TO HOUSE A MAX. OF 7 VESSELS WITH THE LARGEST TANK CAPACITY TOTALING 272 GALLONS. VESSELS TO BE SINGLE WALL CONTAINERS AND TO BE LISTED AND LABELED FOR THE PRODUCTS TO BE STORED AS DESIGNATED ON THIS PLAN... CONTAINMENT AREA PROVIDED= 162 CU.FT. CONTAINMENT AREA REQUIRED= 98.0 CU.FT. (VOLUME OF CONTAINER) NEW/USED OIL CLASSIFIED AS CLASS I B DORMIBLE LIQUID PER 307.2 (FLASHPOINT 430 DEGREE F) MAXIMUM ALLOWABLE QUANTITY STORED PER TABLE 307.2-1 IS 200 GALLONS. GALLONS ACTUAL QUANTITY STORED= 92.5 GALLONS. TANK VENTS TO COMPLY WITH NFPA 302.3.5.

**OUTLET & EQUIPMENT PLAN LEGEND**



**ISSUANCE**

REVISIONS  
NO. DATE DESCRIPTION

FILE NUMBER 79890009  
PROJECT MANAGER  
PROFESSIONAL  
DRAWN BY  
CHECKED BY

**OUTLET & EQUIPMENT PLAN**  
**A-141**

Progressive

THE AUTO CLUB GROUP  
AAA - CAR CARE CENTER  
TAMPA, FL 33607  
1701 NORTH WESTSHORE BLVD



1701 North Westshore Blvd, Tampa, FL 33607  
Phone: 813.288.8800  
Fax: 813.288.8800  
www.aaa.com