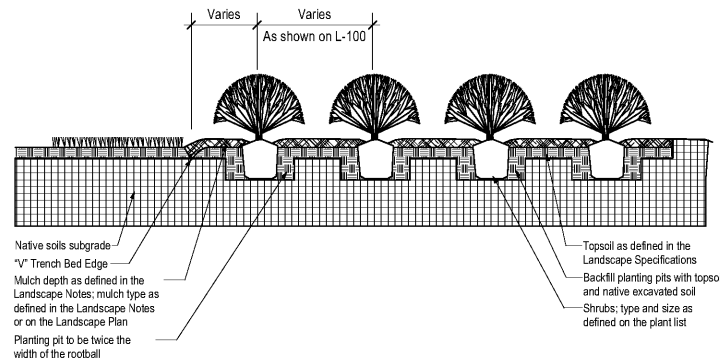
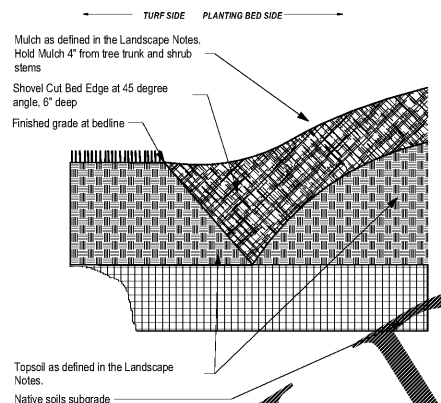


- NOTE**
- Hole to be twice the width of the rootball.
 - Do not heavily prune tree at planting. Prune only crossover limbs, broken or dead branches; Do not remove the terminal buds of branches that extend to the edge of the crown.
 - Each tree must be planted such that the trunk flare is visible at the top of the rootball. Trees where the trunk flare is not visible shall be rejected. Do not cover the top of the rootball with soil. Mulch to be held back 4\"/>
 - Remove Guy Wires and Staking when warranty period has expired (after one year).

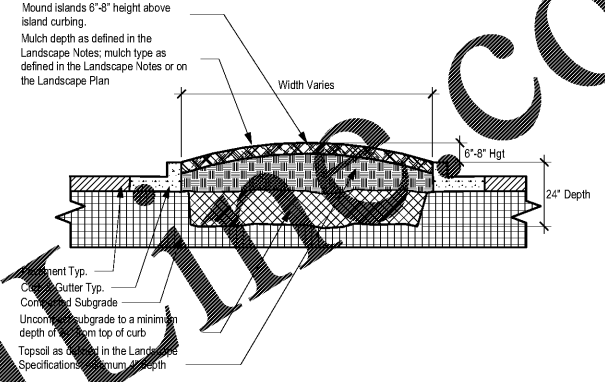
1 TREE PLANTING & STAKING
SCALE: NTS



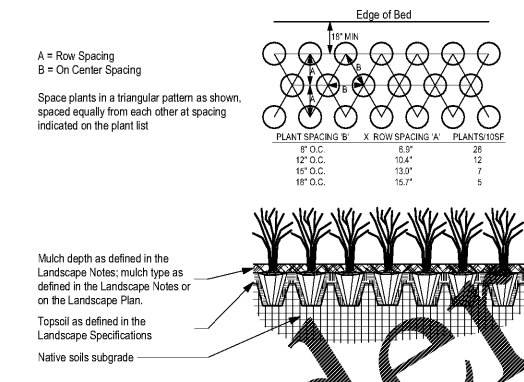
2 SHRUB BED PLANTING DETAIL
SCALE: NTS



3 "V" TRENCH BED EDGING
SCALE: NTS

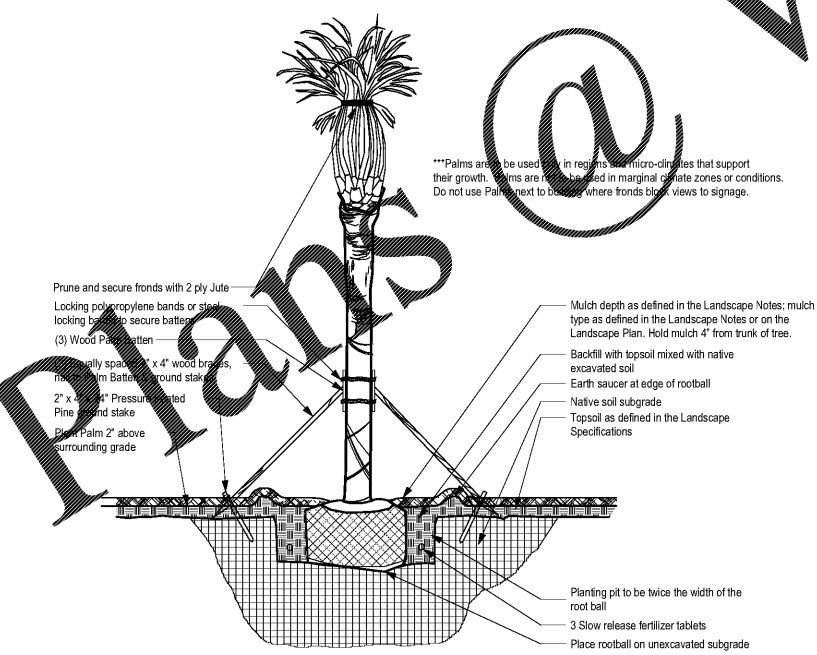


4 PARKING ISLAND DETAIL
SCALE: NTS

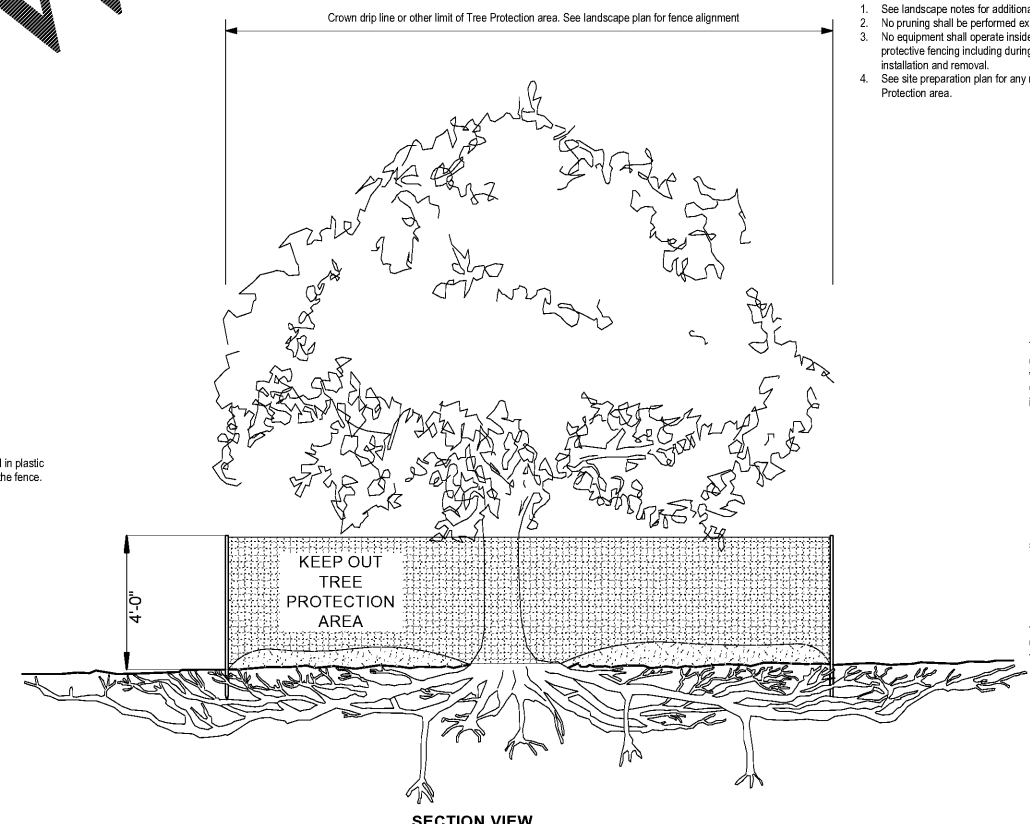


- NOTE**
- Space groundcover plants in accordance with indicated spacing listed on the landscape plan.
 - Adjust spacing as necessary to evenly fit spacing with indicated quantity of plants.
 - Plant in within 18\"/>

5 GROUND COVER PLANTING DETAIL
SCALE: NTS



6 PALM PLANTING & STAKING DETAIL
SCALE: NTS



7 TREE PROTECTION FENCING DETAIL
SCALE: NTS

- Notes:**
- See landscape notes for additional tree protection requirements.
 - No pruning shall be performed except by approved arborist.
 - No equipment shall operate inside the protective fencing including during fence installation and removal.
 - See site preparation plan for any modifications with the Tree Protection area.

Tree Protection fence: High density polyethylene fencing with 3.5\"/>

2\"/>

5\"/>

Maintain existing grade with the tree protection fence unless otherwise indicated on the plans.



TAMPA AAA - CAR CARE PLUS CENTER
AAA - AMERICAN AUTOMOBILE ASSOCIATION
1701 N. WESTSHORE BLVD.
TAMPA, FL 33607



REVISION SCHEDULE

NO.	DATE	DESCRIPTION

MLD PROJECT # 2017150
DRAWN BY ADN
CHECKED BY SLM
DATE 6.20.18

Landscape Details