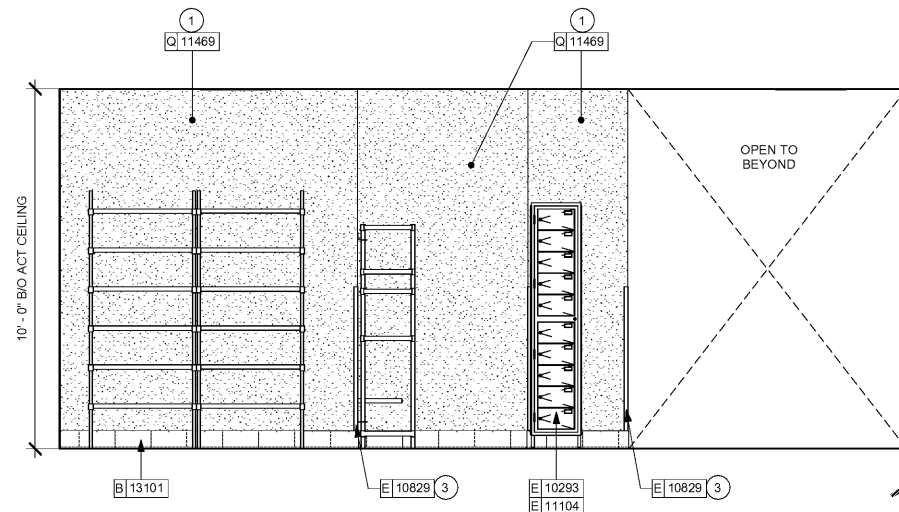


1 MANAGER'S DESK
Scale: 3/8" = 1'-0"



2 LOCKER
Scale: 3/8" = 1'-0"

INTERIOR ELEVATION NOTES

- A. REFER TO ARTWORK PROVIDER'S INSTRUCTIONS FOR INSTALLATION AND SPACING REQUIREMENTS.
- B. EXTEND BACKBAR WALL TILE TO UNDERSIDE OF UPPER CABINETS. WHERE TILE DOES NOT TERMINATE AT BACKSPLASH, EXTEND 1 FULL TILE BELOW TOP OF COUNTERTOP.
- C. FOR PAINT AND WALL TREATMENT SCHEDULES, REFER TO THE WALL FINISH PLAN. FOR GRAPHICS SCHEDULE, REFER TO THE FURNITURE, FIXTURES, AND EQUIPMENT PLAN.
- D. SEE ENLARGED RESTROOM PLAN DETAILS FOR ACCESSORY MOUNTING HEIGHTS.

SHEET NOTES

- 1. INSTALL FULL HEIGHT FRP AT BACKBAR WALLS AS INDICATED.
- 2. INSTALL MANAGER'S DESK AND SEATING AS INDICATED.
- 3. INSTALL HOT BOUND STEEL CORNER GUARDS AS INDICATED. SEE DETAILS ON SHEET I-01.
- 4. LOCATION OF ALL EXISTING EMERGENCY LIGHTS FOR REFERENCE ONLY. GOVERNOR VERIFY WITH LOCAL FIRE DEPARTMENT PRIOR TO INSTALLATION.
- 5. ELECTRICAL PANELS. REFER TO ELECTRICAL SHEETS FOR MORE INFORMATION.



STARBUCKS
2401 UTAH AVENUE SOUTH
SEATTLE, WASHINGTON 98134
(206) 318-1575

THESE DRAWINGS AND SPECIFICATIONS ARE CONFIDENTIAL AND SHALL REMAIN THE SOLE PROPERTY OF STARBUCKS CORPORATION, WHICH IS THE OWNER OF THE COPYRIGHT IN THIS WORK. THEY SHALL NOT BE REPRODUCED (IN WHOLE OR IN PART), SHARED WITH THIRD PARTIES OR USED IN ANY MANNER ON OTHER PROJECTS OR EXTENSIONS TO THIS PROJECT WITHOUT THE PRIOR WRITTEN CONSENT OF STARBUCKS CORPORATION. THESE DRAWINGS AND SPECIFICATIONS ARE INTENDED TO EXPRESS DESIGN INTENT FOR A PROTOTYPICAL STARBUCKS STORE (WHICH IS SUBJECT TO CHANGE AT ANYTIME) AND DO NOT REFLECT ACTUAL SITE CONDITIONS. NEITHER PARTY SHALL HAVE ANY OBLIGATION NOR LIABILITY TO THE OTHER (EXCEPT STATED ABOVE) UNTIL A WRITTEN AGREEMENT IS FULLY EXECUTED BY BOTH PARTIES.

STARBUCKS TEMPLATE VERSION I2018.01.26

Design Forum Architects Inc.
700 W. Pale Rose Way, Suite 400
Cincinnati, OH 45203
Tel: (513) 421-2210
Donald J. Rehrman
Architect in Charge
License: AR0017303

Design Forum Engineering
700 W. Pale Rose Way, Suite 400
Cincinnati, OH 45203
Tel: (513) 421-2210
Timothy L. Raderding PE
Professional Engineer
License: 62078

PROJECT NAME:
**CYPRESS GARDENS
BLVD & ROOSEVELT**

PROJECT ADDRESS:
**5709 CYPRESS GARDENS BLVD
WINTER HAVEN, FL 33884**

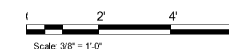
STORE #: 50175
PROJECT #: 73763-001
ISSUE DATE: 04/20/2018
DESIGN PROGRAM: LAIS BRITO
MANAGER:
LEEDO AP: STARBUCKS
PRODUCTION DESIGNER: MICHAEL B. SARKA
CHECKED BY: ANA COSTANZO

Revision Schedule			
Rev	Date	By	Description

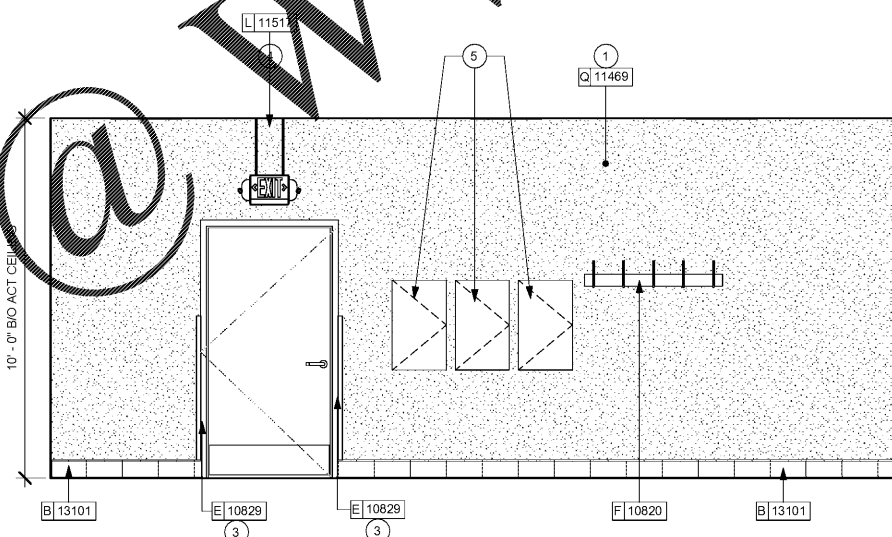
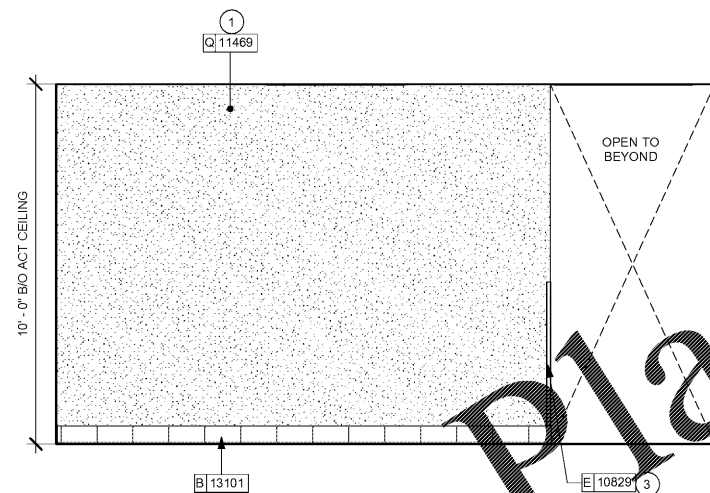
SHEET TITLE:
INTERIOR ELEVATIONS

SCALE: 3/8" = 1'-0"

SHEET NUMBER:
I-205



3 WORKROOM - SOUTH
Scale: 3/8" = 1'-0"



4 ELECTRICAL PANELS
Scale: 3/8" = 1'-0"

Order Plans

WWW.LDIDLINE.COM