

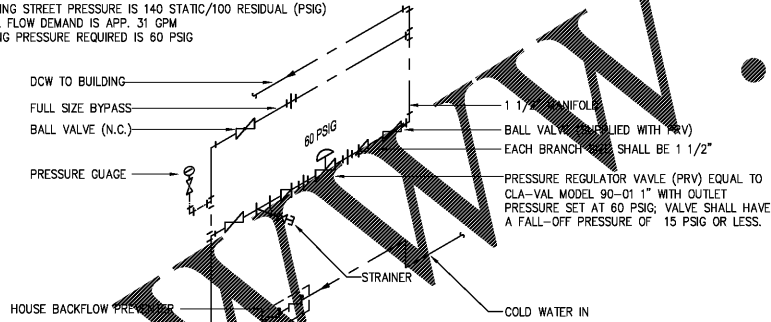
Order Plans



LOVE'S  
WATER PRESSURE REDUCING STATION  
SCALE: NONE

**DESIGN BASIS:**

1. INCOMING STREET PRESSURE IS 140 STATIC/100 RESIDUAL (PSIG)
2. TOTAL FLOW DEMAND IS APP. 31 GPM
3. BUILDING PRESSURE REQUIRED IS 60 PSIG



PRESSURE REGULATOR VALVE (PRV) EQUAL TO CLA-VAL MODEL 90-01 1" WITH OUTLET PRESSURE SET AT 60 PSIG; VALVE SHALL HAVE A FALL-OFF PRESSURE OF 15 PSIG OR LESS.

**PLUMBING FIXTURE SCHEDULE**

MARK	DESCRIPTION	MANUFACTURER	MODEL	FITTINGS	CW	HW	WASTE	VENT	REMARKS
SK-1	* HAND SINK	STAINLESS	P-5-113	-	1/2"	1/2"	2"	1-1/2"	HAND SINK PROVIDED BY OWNER.
SK-2	* HAND SINK	JOHN BOOS	PBHS-W-KVMB-1	-	1/2"	1/2"	2"	1-1/2"	HAND SINK PROVIDED BY OWNER.
KS-1	* SINK BY OWNER POT SINK	H&K	52019-1	-	1/2"	1/2"	-	-	SINK AND FAUCET BY OWNER FOR INSTALLATION BY PLUMBING CONTRACTOR.
KS-2	* SINK BY OWNER VEGETABLE SINK	H&K	52015X	-	1/2"	1/2"	-	-	SINK AND FAUCET BY OWNER FOR INSTALLATION BY PLUMBING CONTRACTOR.
RH-1	ROOF HYDRANT	WOODFORD	RHY2-MS	-	3/4"	-	-	-	FREEZE PROOF PEDESTAL HYDRANT WITH HEAVY DUTY CAST IRON SHROUD AND FLASHING.
MSK-1	MOP SINK	-	-	-	-	-	-	-	-

**SCHEDULE NOTES:**

- \* ITEMS MARKED BY A SINGLE ASTERISK (\*) SHALL BE PROVIDED BY LOVES; CONTRACTOR INSTALLED. CONTRACTOR SHALL PROVIDE ALL ACCESSORIES THAT ARE REQUIRED FOR FULL INSTALLATION OF THESE PLUMBING FIXTURES (SUCH AS: INSULATION, ANGLE VALVES, P-TRAPS, ETC.).
- ALL FLOOR DRAINS, FLOOR SINKS, AND ROOF DRAINS SHALL BE PROVIDED AND INSTALLED BY THE PLUMBING CONTRACTOR; SEE SPECIFICATION SECTION 221006.


**WATER HEATER SCHEDULE**

ID	MANUFACTURER AND MODEL NUMBER	LOCATION	TYPE	ELECTRICAL			PHYSICAL				NOTES
				RECIRCULATION RATIO 100% DELTA T (°F)	VOLTS/PH	NUMBER OF ELEMENTS	INPUT (KW)	TANK SIZE (GAL)	FLUE SIZE (IN)	HEIGHT/DIA. (IN)	
BK-DWH-1	BRADFORD WHITE M-II-80-24-SF	KITCHEN	ELECTRIC STORAGE	99	208/3	6	24	80	-	60/26	1-3


1. RECIRCULATION PUMP RCP-1; TACO MODEL 008-84, 3/4" INLET SIZE, 1/25 H.P., 120/115V.
2. AR-DWH-1 & RCP-1 ARE PROVIDED BY LOVES; INSTALLED BY CONTRACTOR.
3. THERMAL EXPANSION TANK WATTI MODEL DETA-5 (MIN. 1.2 GALLON ACCEPTANCE VOLUME).

**PLUMBING LEGEND**

DEFINITION	SYMBOL OR ABBREVIATION	DEFINITION	SYMBOL OR ABBREVIATION
DOMESTIC HOT WATER	--- DHW ---	FLOOR DRAIN	FD-X
DOMESTIC COLD WATER	--- DCW ---	CLEANOUT	CO-X
DOMESTIC SOFT WATER	--- SFW ---	WALL HYDRANT	WH-1
HOT WATER RETURN	--- DHR ---	BALANCING VALVE	
VENT PIPING	--- V ---	BALL VALVE	
SANITARY WASTE	--- 4" SAN ---	CONDENSATE DRAIN	CD ---
GAS PIPING	--- NAT ---	SECONDARY COND. DRAIN	SD ---
RISER DOWN (ELBOW)	--- RD ---	HOSE BIBB	HB-X
RISER UP (ELBOW)	--- RU ---	LAVATORY	L-X
TEE DOWN	--- TD ---	SHOWER	SH-X
BACKFLOW PREVENTER	--- BFP ---	URINAL	UR-X
CHECK VALVE	--- CV ---	WATER CLOSET	WC-X
ROOF DRAIN (AREA SERVED)	4" RD-1 (1,650 SQFT.)	VENT THRU ROOF	VTR



Pascal Aughtry & Associates, PC  
405.463.3494  
Fax: 405.463.3493  
937 East Britton Road  
Oklahoma City, OK 73114  
pascalarch.com



A NEW TRAVEL STOP  
STORE NO. 735  
CALHOUN, GA



Revisions:

No.	Date

Project No.: LVS - 18735  
Date: 05-22-18  
Sheet No.:  
**BKP4.1**  
OF: