

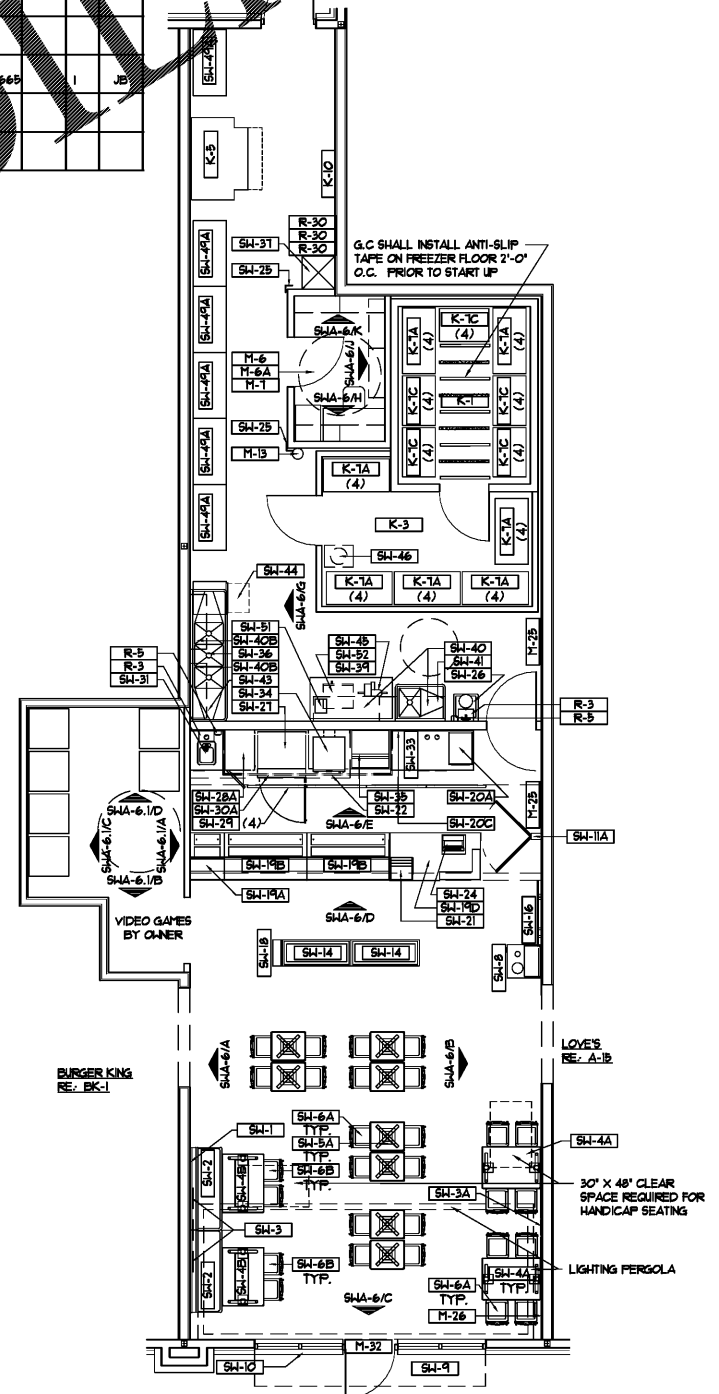
EQUIPMENT SCHEDULE & MECHANICAL REQUIREMENTS

ITEM	DESCRIPTION	QTY.	MODEL	SUPPLIER/INSTALLER	ELECTRICAL				PLUMBING				REMARKS			
					VOLT	AMP	MISC	PH.	CON.	HOT	COLD	WASTE		GAS REQ. CONN.	REMARKS	
SH1	WOOD PLANK FOCAL WALL	2	PLYMOLD 60" X 120" FALX HOOD WALL PANEL	OWNER G.C.										1/8" ALUMINUM TRIM	BEIGE-WOOD LAMINATE (1850-60) MOUNTING HARDWARE BY PLYMOLD	
SH2	WALL BENCH	2	PLYMOLD 60" BENCH W/ 60" BACK PAD	OWNER G.C.										MOUNTED ON WOOD PLANK FOCAL WALL	KH-16 CHROMA AC-6-145 BACK PAD CHOCOLATE PAD & SILVER FRAME	
SH3	WALL ARTS	3	YGS CLEAR LAYERED ACRYLIC ART PIECES	OWNER G.C.											SPACED 8' APART	
SH3A	BRAND MESSAGING	1	YGS 1/2" THICK LASER CUT LETTERS	OWNER G.C.											1/2" THICK LASER CUT LETTERS	FIN MOUNTED FLUSH TO WALL W/ NO EXPOSED FASTENERS FINISHED W/ SUBWAY BRAND GREEN
SH4A	30" H X 42" L X 30" H TABLE	2	PLYMOLD BEIGE-WOOD (1850-60)	OWNER G.C.											SILVER DUR-A-EDGE	
SH4B	30" H X 42" L X 30" H TABLE	2	PLYMOLD VAPOR STRANZ (4839K-38)	OWNER G.C.											SILVER DUR-A-EDGE	
SH5A	24" H X 20" L X 30" H TABLE	8	PLYMOLD FREE STANDING - 'X' SERIES PEDESTAL	OWNER G.C.											22" X 22" STAMPED STEEL FOOT BEIGE-WOOD LAMINATE (1850-60) LAMINATE FINISH W/ SILVER DUR-A-EDGE SEAT COVER CHOCOLATE BY REID HITLIN LTD. BACK COVER LINEN D421-60 BY WILSONART	
SH6A	CHAIR	24	PLYMOLD	OWNER G.C.											18" HIGH CHAIR FRAME, STAINLESS STEEL SEAT COVER CHOCOLATE BY REID HITLIN LTD. BACK COVER LINEN D421-60 BY WILSONART	
SH6B	CHAIR	4	PLYMOLD	OWNER G.C.											18" HIGH CHAIR FRAME, YELLOW BY POLYCHEM	
SH8	TRASH / RECYCLER RECEPTACLE	1	PLYMOLD 25"X25"	OWNER G.C.											DOUBLE HOLED	BEIGE-WOOD LAMINATE CABINET FINISH FROSTY WHITE MIRAGE TOP 4 OVERSHELF
SH9	BACKLIT SHINING			OWNER G.C.	120				1						J.B.	
SH10	RED NEON 'OPEN' SIGN		WINSON DISPLAY/NEON GLASS WORKS	OWNER G.C.	120				1						DUP	
SH11A	END WALL W/ SHINING GATE	1	DUKE	OWNER G.C.											36" HIGH	STAINLESS STEEL TOP - RE: SH1A-1/1 BEIGE-WOOD LAMINATE (1850-60) FINISH
SH14	CHIP DISPLAY	2	DUKE	OWNER G.C.											49 3/4" X 19"	
SH16	48" ILLUMINATED CHOICE MARK SIGN	1	SSL/VGS	OWNER G.C.											48" X 66" X 1"	HALO LIT 'S' LOGO SINTRA SIGN PIN MOUNTED OFF WALL
SH18	TOY DISPLAY	1	DUKE	OWNER G.C.												QUEUE LINE TOY DISPLAY W/ TOP ACCESS 1 1/8" MOUNTING TAB
SH19A	25' HOT FOOD SECTION	1	DUKE	OWNER G.C.	120/60	15			1						900 WATT	W/ THERMOSTAT
SH19B	60" COLD PAN	2	DUKE	OWNER G.C.	220/50	4.4			1						ULS APPROVED	ELECTRICAL CONNECTIONS AND WIRING TO LOCAL AND STATE CODE REQUIREMENTS AS DETERMINED BY G.C./ELECTRICIAN
SH19D	66" CASH SECTION	1	DUKE	OWNER G.C.	120/60										34" ADA REQUIRED WORKING HEIGHT	4 CUP STORAGE UNITS BLOW W/ CUTOUT FOR SAFE RECESSED POS SHELF 4.5" FROM COUNTER SURFACE. CHIP DISPLAY
SH20A	PICK-UP SHELF	1	DUKE	OWNER G.C.											3-TIER NEMA 9-20P 372.85 WATTS	OPEN ALL SIDES
SH20C	FRAMED COFFEE GRAPHIC	1	YGS	OWNER G.C.											INCLUDES BLACK FRAME	
SH21	COOKIE DISPLAY	1	DUKE	OWNER G.C.											4 TIER DISPLAY	SUB-WRAP STORAGE BELOW
SH22	OVEN CART	1	DUKE	OWNER G.C.											18" HIGH X 30" WIDE	SPEED OVEN STACKING CART ON CASTERS STAINLESS STEEL FINISH
SH24	P.O.S.	1	PARMICROS/MP	OWNER G.C.												REQUIRES DEDICATED POWER SOURCE W/ ISOLATED GROUND TO BENCHTOP
SH25	CORNER GUARDS		CUSTOM, STAINLESS STEEL	G.C.												
SH26	HANDSINK	1	DUKE MANUFACTURING	OWNER G.C.												WALL MOUNTED
SH21	BREAD OVEN	1	NU-VU 'X-5' ALL-IN-ONE OVEN/PROOFER	OWNER G.C.	208/60	24.4			3						DEDICATED CIRCUIT REQUIRED, DIRECT WIRED	1/4" WATERLINE REQUIRED
SH28A	COMBINATION BREAD CABINET	1	NU-VU	OWNER G.C.												INTEGRATED OPEN AIR COOLING RACK ABOVE W/ ENCLOSED CABINET BELOW
SH29	DIGITAL MENU BOARD 49" CLASS LED	4	LG - 49"MB	OWNER G.C.												W/ REQUIRED MEDIA PLAYERS
SH30A	HOOD EQUIPMENT S.S. VALANCE	1	DUKE	OWNER G.C.												
SH31	24" BACK COUNTER SINK	1	DUKE	OWNER G.C.												W/ CENTER HAND SINK STAINLESS STEEL FINISH
SH33	60" REFRIGERATED BACK COUNTER	1	DUKE	OWNER G.C.	120/60	6			1							W/ 1/2" UNDERCOUNTER REFRIGERATOR STAINLESS STEEL FINISH
SH34	RAPID COOK OVEN	2	HERRYCHEF - MICROWAVE/CONVECTION OVEN	OWNER G.C.												
SH35	FRESH DISPLAY	1	FEDERAL	OWNER G.C.	120/60	16			1							9-20 NEMA PLUG
SH36	3-COMP SINK	1	DUKE/HK MANUFACTURING	OWNER G.C.												2 - 18" DRAINBOARDS, ULS APPROVED
SH37	MOP SINK	1	175B 2424-3	OWNER G.C.												FLOOR LEVEL SINK 2' X2'
SH39	12' X 30" WORKTABLE	1	DUKE	OWNER G.C.												ORDER WITHOUT UNDERSHELF IF SODA IS STORED BENEATH TABLE
SH40	HALL SHELF	2	INTER METRO - 18" X 48"	OWNER G.C.												SUPER ERECTRA BRITE EPOXY COATED, WALL MOUNTED SHELVES
SH40B	SMART WALL SYSTEM	2	INTER METRO - SHFS-36K3	OWNER G.C.												SMARTWALL G3 PREP SINK UNIT
SH41	VEGETABLE SINK	1	DUKE/HK MANUFACTURING	OWNER G.C.												1 LEFT HAND 18" DRAINBOARD ULS APPROVED
SH43	CLEANING PRODUCT RACK	1	SSDC	OWNER G.C.												DISPENSING STATION FOR CLEANING PRODUCTS
SH44	DISHWASHER	1	MOYER DIEBEL 20"	OWNER G.C.	115	15			1							MAX DRAIN IS 15 GPM
SH46	VEGETABLE SLICER	1	NEWCO - EASY SLICER	OWNER G.C.												MANUAL SLICER MOUNTED ON STAINLESS STEEL
SH46	RETAILER CABINET	1	BEIGE-WOOD	OWNER G.C.												WALK-IN
SH49A	STORAGE UNITS		INTER METRO - 24" X 48"	OWNER G.C.												SUPER ERECTRA BRITE
SH51	STENO SYSTEM		SUBWAY RADIO / LOCAL	OWNER G.C.												RECEIVER & AMPLIFIER W/ 3 SPEAKERS MOUNTED & WIRED AT CEILING
SH52	MICROWAVE	1	MENMASTER / SHARP	OWNER G.C.	120/60	20			1							9-20R OUTLET REQUIRED 1200 WATT


SUBWAY EQUIPMENT

EQUIPMENT SCHEDULE & MECHANICAL REQUIREMENTS

ITEM	DESCRIPTION	QTY.	MODEL	SUPPLIER/INSTALLER	ELECTRICAL				PLUMBING				REMARKS			
					VOLT	AMP	MISC	PH.	CON.	HOT	COLD	WASTE		GAS REQ. CONN.	REMARKS	
K1	FREEZER BOX			OWNER OWNER												RE: ELECTRICAL
K3	COOLER BOX			OWNER OWNER												RE: ELECTRICAL
K5	ICE MAKER		HOSHIZAKI KM 2600SRJ3 WITH FOLLETT D1850-60 ICE BIN W/ 4' LEGS	OWNER REF. CONTRACTOR	208	18.5			3						J-BOX	4-WIRE CIRCUIT, 30 AMP MIN. CIRCUIT
K1A	COATED WIRE SHELVING		24x48 NUMBER OF SHELVES PER PLAN	OWNER G.C.												
K1C	COATED WIRE SHELVING		24x36 NUMBER OF SHELVES PER PLAN	OWNER G.C.												
K10	ICE MAKER FILTER		LIFE STREAM - DLC-24	OWNER G.C.												
R-3	PAPER TOWEL DISPENSER		SAN JAMAR OCEANS-TEAR-N-DRY-T1390	OWNER G.C.												
R-5	SOAP DISPENSER		ADK12 GOUO INDUSTRIES, INC	OWNER G.C.												
R-30	MOP RACK		ASI 8215A	OWNER G.C.												
M 6	CHAIR		CHAIR 901 BLK W/ ARM'S	OWNER G.C.												
M 6A	OFFICE DESK		HON 34000 SERIES - SINGLE PEDESTAL DESK, HALMIT/BLACK	OWNER G.C.												
M 1	FILE CABINET		HON 310 SERIES, VERTICAL FILE CABINET, LEGAL, 2-DRAWER, BLACK	OWNER G.C.												
M 13	INTERIOR FIRE EXTINGUISHER		10 LBS ABC WITH WALL MOUNTED BRACKETS	OWNER G.C.												
M 2b	FLY TRAP		GILBERT 216T (BLACK)	OWNER G.C.												
M 26	TV			OWNER OWNER												
M 32	DOOR CHIPES		E-Z TONE 09-0498	OWNER G.C.												




A EQUIPMENT FLOOR PLAN
SCALE: 3/16" = 1'-0"



Pascal Aughtry & Associates, PC



A NEW TRAVEL STOP
STORE NO. 735
CALHOUN, GA



Revisions:	
No.	Date

Project No.: LVS18735
Date: 05-22-18

Sheet No.:
SWA-5

OF: 6