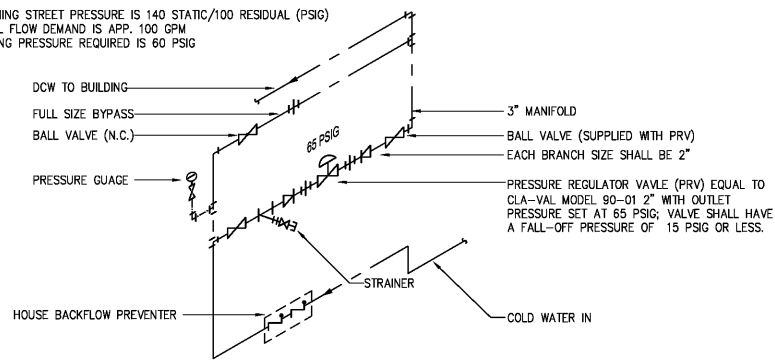


1 PIPING SCHEM. @ K-10 FILTERS
SCALE: NONE

DESIGN BASIS:

1. INCOMING STREET PRESSURE IS 140 STATIC/100 RESIDUAL (PSIG)
2. TOTAL FLOW DEMAND IS APP. 100 GPM
3. BUILDING PRESSURE REQUIRED IS 60 PSIG



2 LOVE'S WATER PRESSURE REDUCING STATION
SCALE: NONE

PLUMBING FIXTURE SCHEDULE									
MARK	DESCRIPTION	MANUFACTURER	MATERIAL	ACCESSORIES	CW	HW	WASTE	VENT	REMARKS
WC-1	* WATER CLOSET FLUSH VALVE ADA COMPLIANT	TOTO CT705ELNG	VITREOUS CHINA	FLUSH VALVE: TOTO TMT1NNC-32 SEAT: BEMIS 1955-C	1-1/2"	--	3"	2"	1.6 GALLON FLUSH VALVE - MANUAL FLUSH
WC-2	* WATER CLOSET FLUSH VALVE	TOTO CT705ENG	VITREOUS CHINA	FLUSH VALVE: TOTO TET1LN32#CP-W SEAT: BEMIS 1955-C	1-1/2"	--	3"	2"	1.6 GALLON FLUSH VALVE BATTERY POWERED AUTOMATIC FLUSH VALVE.
WC-3	* WATER CLOSET FLUSH VALVE ADA COMPLIANT	TOTO CT705ELNG	VITREOUS CHINA	FLUSH VALVE: TOTO TET1LN32#CP-W SEAT: BEMIS 1955-C	1-1/2"	--	3"	2"	1.6 GALLON FLUSH VALVE BATTERY POWERED AUTOMATIC FLUSH VALVE.
UR-1	* URINAL	KOHLER K-5016-ET	VITREOUS CHINA	FLUSH VALVE: TOTO TEU1GA12#CP CARRIER: FIELD BUILT	3/4"	--	2"	1-1/2"	0.5 GALLON BATTERY POWERED AUTOMATIC FLUSH VALVE.
UR-2	* URINAL ADA COMPLIANT	KOHLER K-5016-ET	VITREOUS CHINA	FLUSH VALVE: TOTO TEU1GA12#CP CARRIER: FIELD BUILT	3/4"	--	2"	1-1/2"	0.5 GALLON BATTERY POWERED AUTOMATIC FLUSH VALVE; MOUNT RIM @ 17" A.F.F. TO RIM; 1/2" MIN. WALL TO RIM.
L-1	* LAVATORY ADA COMPLIANT	ELKAY ELUH1511	STAINLESS STEEL	FAUCET: ZURN Z7440-XL-FC AERATOR: 1.5 GPM ZURN RK7440-94-VP1.5 MIXING VALVE: ZURN ZW3870XLT (ASSE 1070) SUPPLY: MCGUIRE #H165LKN3 DRAIN: ZURN Z8743NOF-PC P-TRAP: MCGUIRE #8872C COVERING: MCGUIRE #PW2000WC	1/2"	1/2"	2"	2"	SINGLE LEVER FAUCET WITH ASSE 1070 TEMPERING VALVE. SUPPLIES, STOPS AND COVERINGS ARE CONTRACTOR PROVIDED AND INSTALLED.
L-2	* LAVATORY ADA COMPLIANT	ELKAY ELUH1811	STAINLESS STEEL	FAUCET: TOTO TEL105-DIE#CP AERATOR: 0.09 GPC VANDAL RESISTANT MIXING VALVE: ZURN ZW3870XLT (ASSE 1070) SUPPLY: MCGUIRE #H165LKN3 DRAIN: MCGUIRE #15WC-LO P-TRAP: MCGUIRE #8872C COVERING: MCGUIRE #PW2000WC	1/2"	1/2"	1-1/2"	1-1/2"	BATTERY POWERED ELECTRONIC FAUCETS WITH BELOW DECK MIXING VALVE AND CONTROLLER. SUPPLIES, STOPS AND COVERINGS ARE CONTRACTOR PROVIDED AND INSTALLED.
L-3	* LAVATORY ADA COMPLIANT	ELKAY ELUH1811	STAINLESS STEEL	FAUCET: AM ATD SEVA 1480 150.002 0.6 GPM OUTLET AERATOR: 0.09 GPC VANDAL RESISTANT MIXING VALVE: ZURN ZW3870XLT (ASSE 1070) SUPPLY: MCGUIRE #H165LKN3 DRAIN: MCGUIRE #15WC-LO P-TRAP: MCGUIRE #8872C COVERING: MCGUIRE #PW2000WC	1/2"	1/2"	1-1/2"	1-1/2"	MANUAL OPERATED FAUCET WITH BELOW DECK MIXING VALVE. SUPPLIES, STOPS AND COVERINGS ARE CONTRACTOR PROVIDED AND INSTALLED.
MSK-1	* MOP SINK	FIAT MSB-2424-3	MOLDED STONE	FAUCET: T&S BRASS #B-0665-BSTP BRACKET: #32-AA GUARD: #1A-89 MOP HANGER: #889-CC SPLASH PANEL: #MSG DRAIN GASKET: #QDC3XH	3/4"	3/4"	3"	2"	SQUARE MOP SINK - FLOOR MOUNTED - MOLDED STONE WHITE, STAINLESS STEEL DRAIN WITH STRAINER, 3" OUTLET FAUCET - CHROME FINISH, CAST BRASS BODY, TWO HANDLE FAUCET WITH BUILT-IN STOPS AND SPRING CHECKS, 6.0 GPM HOSE END OUTLET
SK-1	* SINK BY OWNER POT SINK	-	-	-	1/2"	1/2"	-	-	SINK AND FAUCET BY OWNER FOR INSTALLATION BY PLUMBING CONTRACTOR.
SK-2	* SINK BY OWNER HAND SINK	-	-	-	1/2"	1/2"	2"	1-1/2"	HAND SINK PROVIDED BY OWNER. PLUMBING CONTRACTOR TO PROVIDE ASSE 1070 MIXING VALVE.
UT-1	WASHER UTILITY BOX	OATEY 38478	PVC - FIBERGLASS	-	1/2"	1/2"	2"	1 1/2"	1/4 TURN BRASS BALL VALVES WITH WATER HAMMER ARRESTOR, COPPER SWEAT, 2-HOUR FIRE RATING.
YH-1	* YARD HYDRANT ** (POST TYPE)	CORNKING 903	UNPAINTED STEEL	MINIMUM FROST DEPTH: 2- FEET	3/4"	-	-	-	SELF DRAINING, NON-FREEZING TYPE; PROVIDE WITH (1) 1/2" LONG RUBBER HOSE AT EACH YARD HYDRANT, TURN POST HYDRANTS TO HAVE HOSE END TOWARDS EXIT SIDE OF ISLAND POINTING PERPENDICULAR TO THE FUEL PUMP. LOCATE AT THE EDGE OF BUMPER. WRAP ALL POST YARD HYDRANTS BELOW GRADE WITH 1/2" EXPANSION JOINT MATERIAL. REFER TO NOTE (*) FOR FURTHER INFORMATION.
SH-1	* SHOWER ADA COMPLIANT	BRADLEY #1250-T24-HD-8B-CMS	18 GA. STAINLESS STEEL	SHOWER HEAD: FIRE HYDRANT SPA SHOWERHEAD	1/2"	1/2"	2"	1-1/2"	SURFACE MOUNTED WALL SHOWER STSTEM WITH ASSE 1016 TEMPERING VALVE - MOUNT HEAD AT 6'-0" A.F.F.; CENTER HEAD ON WALL IN ACCORDANCE WITH ARCH DETAIL A18C.
MH	* CURB BOXES	A. McDONALD	ARCH PATTERN	5601 BOX, 6100W-22 & 7-3061 CURB STOP VALVES FROST DEPTH: 2- FEET	--	--	--	--	REFER TO PLUMBING PLAN P1.0 FOR QUANTITY AND LOCATIONS
F	* FLOW INDICATOR	W.E. ANDERSON SFI-100MP-1"	--	--	1"	--	--	--	SIGHT FLOW INDICATOR; OWNER PROVIDED CONTRACTOR INSTALLED
RH-1	* ROOF HYDRANT	WOODFORD RHY2-MS	--	--	3/4"	-	-	-	FREEZE PROOF PEDESTAL HYDRANT WITH HEAVY DUTY CAST IRON SHROUD AND FLASHING.
WM	* WATER METER	LOVE'S	--	2" METER	3"	--	--	--	LOVE'S RETAIL AND FOOD SERVICE SIZED FOR 110 GPM
WM	* WATER METER	IRRIGATION	--	2" METER	--	--	--	--	IRRIGATION METER SIZE FOR 40 GPM


SCHEDULE NOTES:
 * ITEMS MARKED BY A SINGLE ASTERISK (*) SHALL BE PROVIDED BY LOVE'S; CONTRACTOR INSTALLED. CONTRACTOR SHALL PROVIDE ALL ACCESSORIES THAT ARE REQUIRED FOR FULL INSTALLATION OF THESE PLUMBING FIXTURES (SUCH AS: INSULATION, ANGLE VALVES, P-TRAPS, ETC.).
 ** CONTRACTOR SHALL PAINT THE HEAD AND NOZZLE ASSEMBLY YELLOW AND LABEL THE HYDRANT WITH A 12" YELLOW FIELD & 1-1/4" BLACK LETTERS WITH THE FOLLOWING PHRASE: "CAUTION: NONPOTABLE WATER, DO NOT DRINK."
 ALL FLOOR DRAINS, FLOOR SINKS, AND ROOF DRAINS SHALL BE PROVIDED AND INSTALLED BY THE PLUMBING CONTRACTOR; SEE SPECIFICATION SECTION 221006.

PLUMBING LEGEND			
DEFINITION	SYMBOL OR ABBREVIATION	DEFINITION	SYMBOL OR ABBREVIATION
DOMESTIC HOT WATER	--- DHW ---	FLOOR DRAIN	FD-X
DOMESTIC COLD WATER	--- DCW ---	CLEANOUT	CO-X
DOMESTIC SOFT WATER	--- S'WS ---	WALL HYDRANT	WH-1
HOT WATER RETURN	--- DHR ---	BALANCING VALVE	
VENT PIPING	--- V ---	BALL VALVE	
SANITARY WASTE	--- 4" SAN ---	CONDENSATE DRAIN	CD
GAS PIPING	--- NAT ---	SECONDARY COND. DRAIN	SD
RISER DOWN (ELBOW)		HOSE BIBB	HB-X
RISER UP (ELBOW)		LAVATORY	L-X
TEE DOWN		SHOWER	SH-X
BACKFLOW PREVENTER		URINAL	UR-X
CHECK VALVE		WATER CLOSET	WC-X
ROOF DRAIN (AREA SERVED)	4" RD-1 (1,650 SQFT.)	VENT THRU ROOF	VTR

WATER HEATER SCHEDULE											
ID	MANUFACTURER AND MODEL NUMBER	LOCATION	TYPE	RECOVERY RATE 100° F DELTA T	ELECTRICAL			PHYSICAL			NOTES
					(AMP)	VOLTS/PH	NUMBER OF ELEMENTS	INPUT (KW)	TANK SIZE (GAL)	FLUE SIZE (IN)	
DWH 1 - 2	BRADFORD WHITE M-II-120-54-3CF	MECH. CLOSET	ELECTRIC STORAGE	223	150	208/3	9	54	120	64/30	1-5


1. PROVIDE WITH MIXING VALVE STATION BRADLEY MODEL NRS-8 - SEE DETAIL 9 SHEET P3.1.
2. MIXING VALVE RECIRCULATION PUMP; TACO 009-BF5.
3. PROVIDE WITH EXPANSION TANK; WATTS MODEL DETA-12 (3.0 GAL. ACCEPTANCE VOLUME).
4. PROVIDE WITH NINE (9) RECIRCULATION VALVES; CIRCUIT SOLVER MODEL CS-1/2-105.
5. OWNER PROVIDED FOR CONTRACTOR INSTALLATION.

Order Plans @




Pascal Aughtry & Associates, PC

405.463.3494
 Fax: 405.463.3493
 937 East Brison Road
 Oklahoma City, OK 73114
 pascalarch.com



A NEW TRAVEL STOP
 STORE NO. 735
 CALHOUN, GA



Revisions:	
No.	Date

Project No.: LVS - 18735
 Date: 05-22-18
 Sheet No.: **P4.1**
 OF: