



Pascal Aughtry & Associates, PC

405.463.3494
 Fax 405.463.3493
 837 East Bolton Road
 Oklahoma City, OK 73114
 pasca@earthlink.net



A NEW TRAVEL STOP
 STORE NO. 735
 CALHOUN, GA



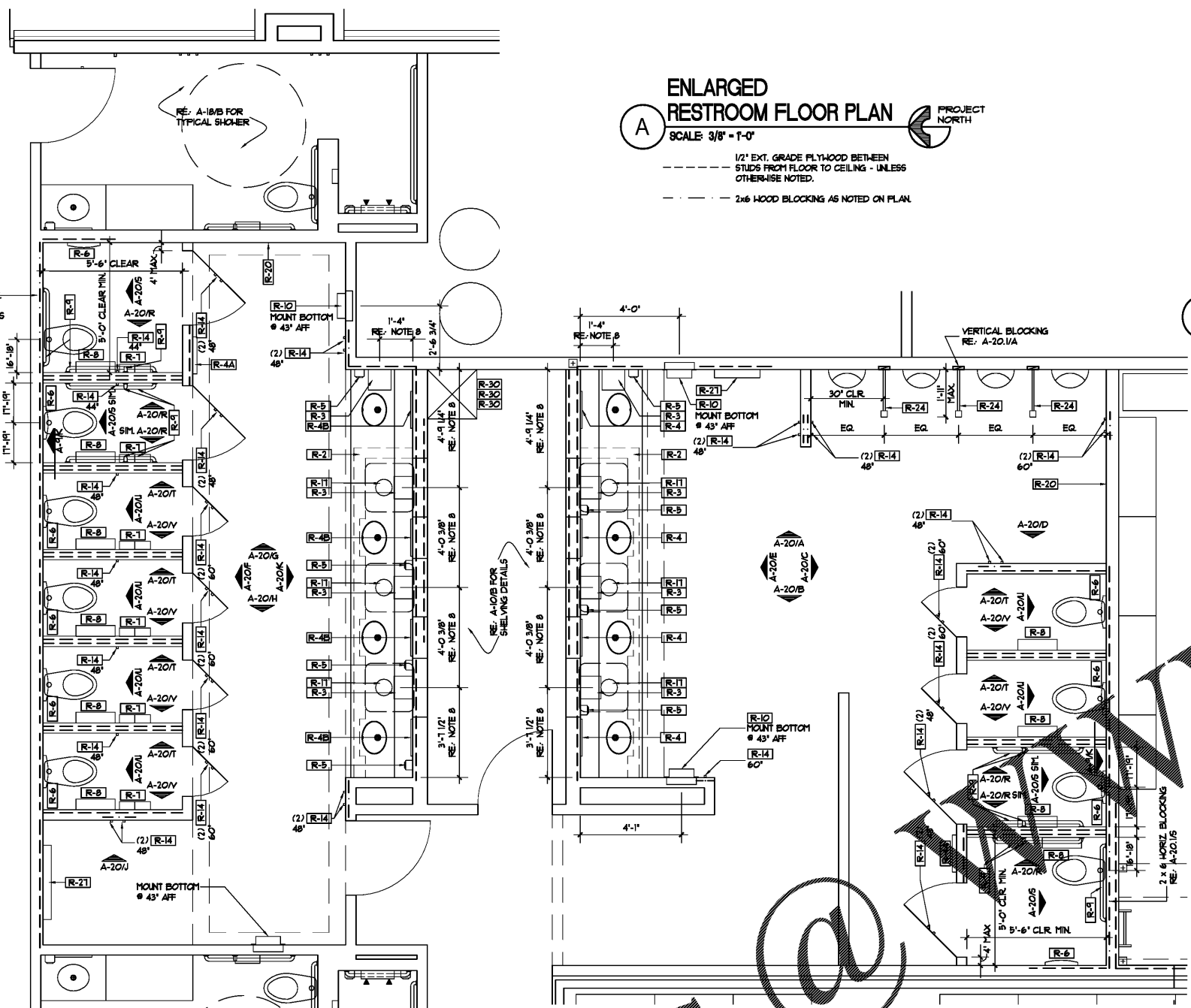
Revisions:	
No.	Date

Project No.: LVS18735
 Date: 05-22-18
 Sheet No.:

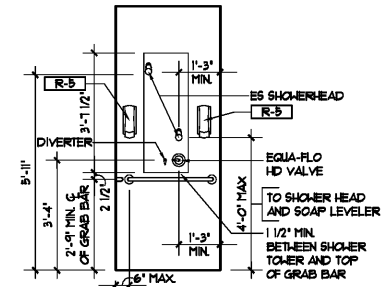
A-18
 OF: 36

ENLARGED RESTROOM FLOOR PLAN
 SCALE: 3/8" = 1'-0"

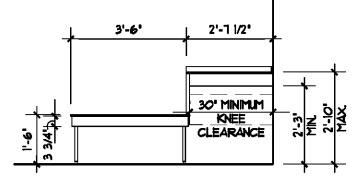
1/2" EXT. GRADE PLYWOOD BETWEEN STUDS FROM FLOOR TO CEILING - UNLESS OTHERWISE NOTED.
 2x6 WOOD BLOCKING AS NOTED ON PLAN.



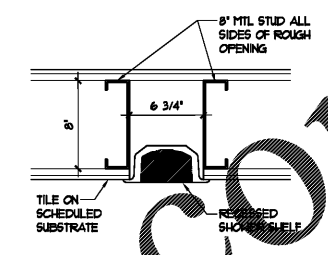
H.C. SHOWER TOWER
 SCALE: 3/8" = 1'-0"



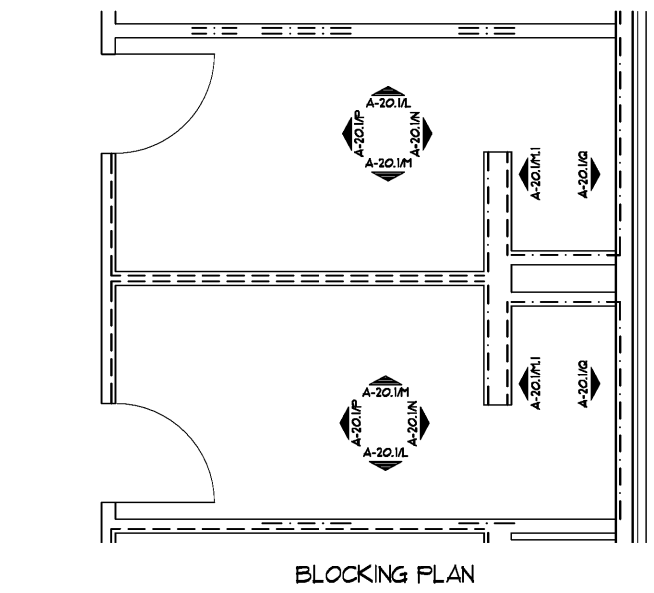
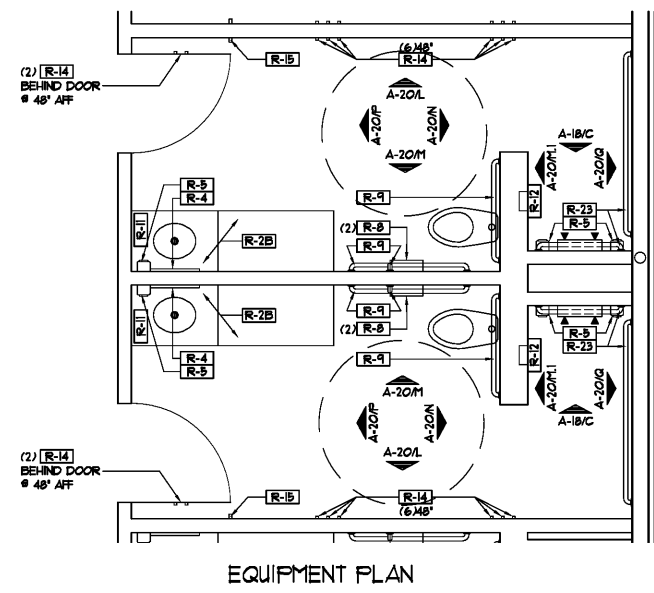
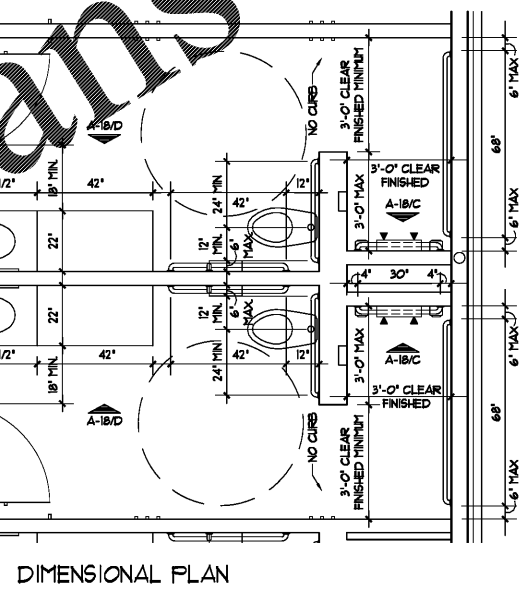
SHOWER VANITY ELEVATION
 SCALE: 3/8" = 1'-0"



RECESSED SHOWER SHELF SECTION
 SCALE: 1/2" = 1'-0"



RESTROOM - SHOWER EQUIPMENT SCHEDULE				
ITEM	DESCRIPTION	MODEL	MANUFACTURER	REMARKS
R2	MEN & WOMEN'S RESTROOM VANITY	SOLID SURFACE TOP AND FRONT PANELS	STAINLESS STEEL	MILL. CTR. MILL. CTR. FAUCET, HOOK-UP BY PLUMBER
R2B	SHOWER VANITY TOPS/SINKER SEALS	SOLID SURFACE TOP (S) / 1/2" LASH FRONT FACE (O)		MILL. CTR. MILL. CTR. FAUCET, HOOK-UP BY PLUMBER
R3	PAPER TOWEL DISPENSER	SANITARY OCEANIC CLEAR-N-DRY - T1390	OWNER G.C.	MOUNT BOTTOM OF DISPENSER PER ELEVATIONS RE: E-3.1 FOR ELECTRICAL REQUIREMENTS
R4	1/4" PLATE MIRROR 18"	ASI 0620A	OWNER G.C.	BOTTOM 40" A.F.F. MAX.
R4B	1/4" PLATE MIRROR 18"x60"	ASI 0620A	OWNER G.C.	
R4B	BACKLIT PLATE MIRROR 18"x60"	HEEK BACKLIT - M-LED04-1836	OWNER G.C.	
R5	SOAP DISPENSER	GOJO INDUSTRIES, INC. - ADX12	OWNER G.C.	
R6	SEAT COVER DISPENSER	IMPACT PRODUCTS LLC. - #120	OWNER G.C.	TOP 44" A.F.F. MAX. # HANDICAP
R7	NAPKIN DISPOSAL	ASI 0892-SH	OWNER G.C.	INSTALL PER MFR. SPECS.
R8	TOILET PAPER DISPENSER	R 4000 TEK	OWNER G.C.	
R9	GRAB BARS	BOBRICK B-5806 - 18", 36", 4 1/2"	OWNER G.C.	
R10	HAND DRYER	XLERATOR MODEL - XL-8B	OWNER G.C.	XLERATOR RECESS KIT #40802 RE: A-12H MOUNT BOTTOM OF DRYER PER ELEVATIONS
R11	AIR CIRCULATION FAN	GRANGER - AIR KING HALL MOUNT FAN - 4C630	OWNER G.C.	MOUNT PER ELEVATIONS
R12	RECESSED SHOWER SHELF	AVONITE SURFACES RSH815	G.C.	COLOR: SANDSTORM FL-9036 CONTACT PETRO SURFACES
R14	COAT HOOK	ASI 1340	OWNER G.C.	
R15	DOOR STOP W/ KEEPER	ASSA ABL0Y 476	OWNER G.C.	MOUNT 36" AFF
R17	UNDER COUNTER TRASH CANS	RUBBERMAID BRUTE 3536 40 GALLON	OWNER G.C.	COLOR: GRAY
R20	AIR FRESHENER DISPENSER	TIME-AIR	OWNER G.C.	
R23	SHOWER GRAB BARS (2)	BOBRICK B-5806 - 30", 68"	OWNER G.C.	
R24	URNAL DIVIDERS	FLUSH METAL PARTITIONS STAINLESS STEEL	OWNER G.C.	MOUNT PER ELEVATIONS
R21	HALL MOUNTED BABY CHANGING STATION	KOALA KARE	OWNER G.C.	MOUNT TOP OF LID IN OPEN POSITION 34" AFF (MAX)
R21	HORIZONTAL (LOCATED IN WOMEN'S)	KB 100-00 CREAM	OWNER G.C.	
R21	VERTICAL (LOCATED IN MEN'S)	KB 101-00 CREAM	OWNER G.C.	
R30	MOP RACK	ASI 8215A	OWNER G.C.	



- NOTES:**
- COORDINATE INSTALLATION OF WASHROOM ACCESSORIES W/ OWNERS REP.
 - ALL WALL TILE VERTICAL JOINTS LOCATED AT INSIDE CORNERS. JOINTS CALKED. MATCH TILE COLOR.
 - G.C. TO PROVIDE 2x6 WOOD BLOCKING AT ALL GRAB BAR RESTROOM ACCESSORIES.
 - REFER TO A-20.1 FOR ADDITIONAL FINISHING INFORMATION.
 - G.C. SHALL USE A DEBALT DIAMOND DRILL BIT, DRILL SIZE 24-5916 (WITH WATER) TO DRILL INTO PORCELAIN TILE FOR RESTROOM / SHOWER EQUIPMENT ATTACHMENT.
 - G.C. SHALL PROVIDE 2x6 WOOD BLOCKING AT SHOWER STALLS FOR SHOWER UNIT INSTALLATION. REFER TO A-20.1 FOR FINISHING INFORMATION.
 - G.C. SHALL USE SCREWS TO ATTACH RESTROOM / SHOWER EQUIPMENT. DOUBLE SIDED TAPES SHALL NOT BE USED.
 - CENTER LINE OF PAPER TOWEL DISPENSERS AND WALL ELECTRICAL OUTLETS. RE: E-3.1 / KEYNOTES
 - ALL SCREENS INSTALLED IN SHOWERS AND RESTROOM AREAS SHALL BE STAINLESS STEEL. (GRAB BARS, RESTROOM ACCESSORIES, LIGHT FIXTURES, HVAC GRILLS, LIGHT SWITCHES, WALL FANS, DOOR LOCKSET, ETC.)

DIMENSIONAL PLAN

EQUIPMENT PLAN

BLOCKING PLAN

TYPICAL SHOWER PLAN
 SCALE: 3/8" = 1'-0"

