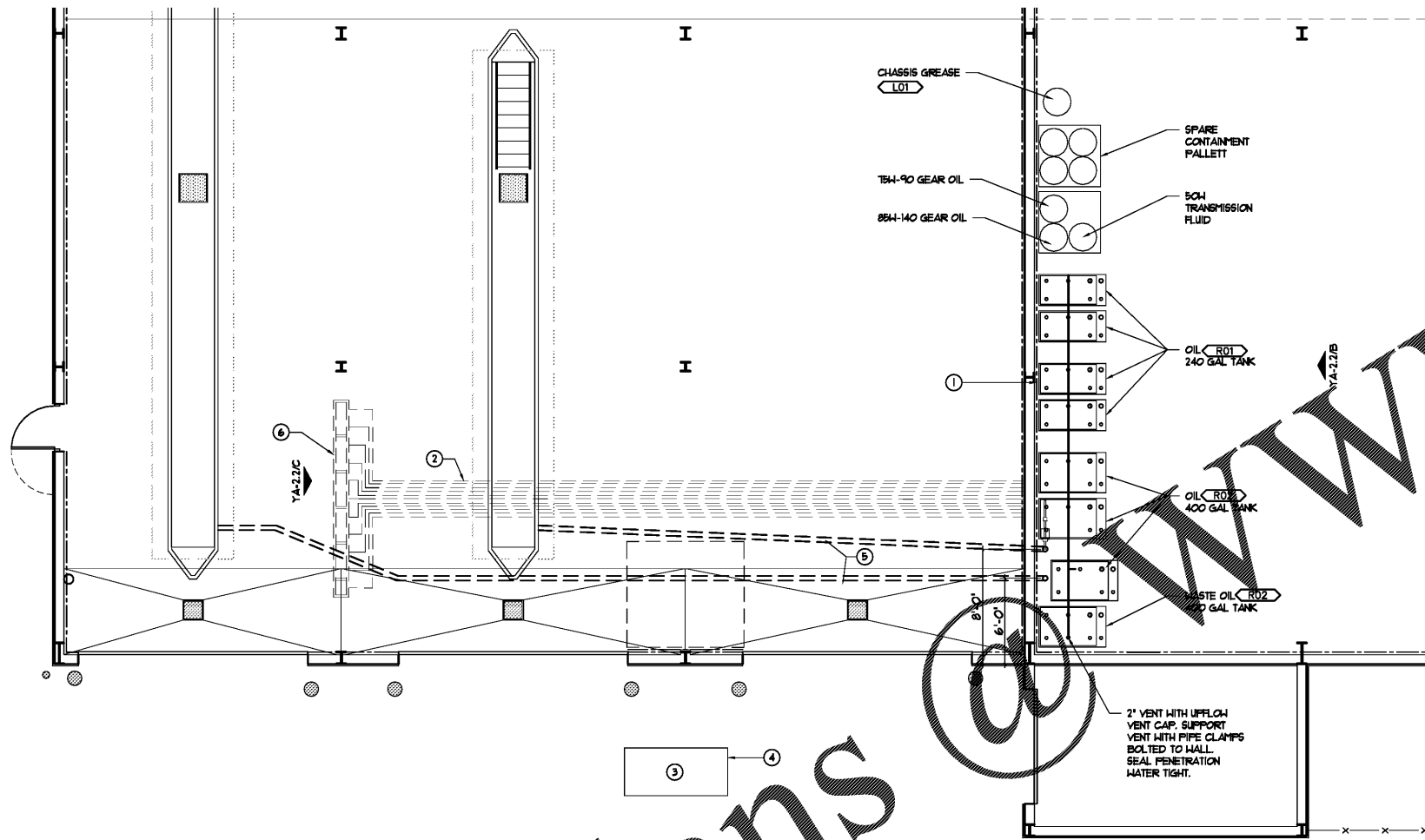


Order Plans



PRODUCT PIPING PLAN
SCALE: 3/16" = 1'-0"
PROJECT NORTH

KEYED NOTES


- ① HIGH PRESSURE GREASE AND GEAR OIL LINES FROM STORAGE CONTAINERS UP HALL & INTO SERVICE BAYS. SUPPORT LINES FROM CONTAINERS UP HALL TO ROOF FURLINS. RE: YA-2.2/B.
- ② OIL SUPPLY LINES SERVING OVERHEAD REELS IN PIT AREA. RISE ALONG WALL UP TO ROOF STRUCTURE. PROVIDE UNISTRUT FRAMING ONTO UNDERSIDE OF ROOF FURLINS. OIL SUPPLY LINES AND FITTINGS TO BE 3/4" STAINLESS STEEL PIPING. CHASSIS GREASE TO BE 1".
- ③ OIL WATER SEPARATOR TANK. LOCATE PER CIVIL DRAWINGS.
- ④ CONCRETE PAVING ABOVE OIL WATER SEPARATOR PER CIVIL DRAWINGS.
- ⑤ 4" PVC SLEEVE UNDER SLAB. RE: YP SHEETS FOR DETAILS.
- ⑥ FRAME FOR OVERHEAD REELS, PROVIDED AND INSTALLED BY LUBE INSTALLER. RE: YA-2.2/U.

GENERAL NOTES

1. ALL AIR LINES AND FITTINGS ABOVE GROUND SHALL BE SCHEDULE 80 GALVANIZED STEEL.
2. ALL OVERHEAD LUBE OIL LINES AND FITTINGS SHALL BE SCHEDULE 80 BLACK IRON.
3. LINES TO GREASE REELS SHALL BE 1" A.S.T.M. 1064 SEAMLESS STEEL TUBING 6000 PSI FOR GREASE. LINES TO OTHER LUBE REELS SHALL BE 1000 PSI SEAMLESS STEEL TUBING. JOINTS SHALL BE MADE SOCKET WELD FORGED STEEL FITTINGS, A.S.T.M. A 106. INSULATE WITH PIPE JACKET.
4. OVERHEAD OIL REELS SHALL BE SUSPENDED FROM OVERHEAD BUILDING BEAM AND BRACED TO PREVENT LATERAL MOVEMENT. BOTTOM OF REELS SHALL BE 10 FEET ABOVE FLOOR.
5. ALL OVERHEAD LINES SHALL BE MOUNTED AGAINST ROOF FURLINS OR BEAMS AND SUPPORTED AT LEAST EVERY 10 FEET BY PIPE HANGERS.
6. ALL VALVES SHALL BE BRASS GLOBE VALVES AT LEAST 8 FEET ABOVE FINISH FLOOR.
7. ALL AIR LINE RUN TERMINATIONS SHALL HAVE A DRAIN TRAP WITH A 3/4" PETCOCK TO DRAIN TO DRAINAGE. RE: YP-1.2.

EQUIPMENT SCHEDULE


ITEM NO.	QTY.	DESCRIPTION	MODEL NO.	PART NO.	MANUFACTURER	PROVIDED BY	INSTALLED BY
AO1	4	PRESET BATCH METER (PINTS)	XXXXXX	377-2	DETERMINED BY LOVES	OWNER	FUEL CONTRACT.
AO2	1	ELECTRONIC METERED CONTROL VALVE (GALLONS)	XXXXXX	3671	DETERMINED BY LOVES	OWNER	FUEL CONTRACT.
AO3	10	HEAVY-DUTY HOSE REEL	1335-B	8078	DETERMINED BY LOVES	OWNER	FUEL CONTRACT.
AO4	10	CONNECTING HOSE - OIL, FUEL & ANTI-FREEZE	XXXXXX	12C-03 (3/4")	DETERMINED BY LOVES	OWNER	FUEL CONTRACT.
AO5	10	DELIVERY HOSE - OIL, FUEL & ANTI-FREEZE	XXXXXX	511B-1 (1")	DETERMINED BY LOVES	OWNER	FUEL CONTRACT.
AO6	10	HEAVY-DUTY HOSE REEL - FOR GREASE	XXXXXX	8078-T	DETERMINED BY LOVES	OWNER	FUEL CONTRACT.
AO7	1	CONNECTING HOSE - FOR GREASE	XXXXXX	12C-03B	DETERMINED BY LOVES	OWNER	FUEL CONTRACT.
AO8	1	DELIVERY HOSE - FOR GREASE	XXXXXX	HP111 (3/8")	DETERMINED BY LOVES	OWNER	FUEL CONTRACT.
AO9	1	HIGH-PRESSURE CONTROL VALVE-FOR GREASE	XXXXXX	6320-3	DETERMINED BY LOVES	OWNER	FUEL CONTRACT.
A10	TBD	LOW-PRESSURE 8700 PSI PUMP	XXXXXX	9968	DETERMINED BY LOVES	OWNER	FUEL CONTRACT.
A11	12	MINIATURE REGULATOR FILTER/GAUGE	XXXXXX	1936	DETERMINED BY LOVES	OWNER	FUEL CONTRACT.
A12	10	PRESSURE RELIEF VALVE	XXXXXX	339211-1	DETERMINED BY LOVES	OWNER	FUEL CONTRACT.
A13	3	WALL BRACKETS	XXXXXX	325149	DETERMINED BY LOVES	OWNER	FUEL CONTRACT.
A14	NOT USED						
A15	NOT USED						
A16	10	CONNECTING HOSE - OIL, FUEL & ANTI-FREEZE	XXXXXX	16C-049 (1")	DETERMINED BY LOVES	OWNER	FUEL CONTRACT.
A17	1	FLUID EVAPORATION SYSTEM	XXXXXX	8895-B	DETERMINED BY LOVES	OWNER	FUEL CONTRACT.
A18	1	FILTER/REGULATOR	XXXXXX	1508	DETERMINED BY LOVES	OWNER	FUEL CONTRACT.
LO1	1	4" PMV FUEL LIFT HOIST	V450400HF	XXXXXX	DETERMINED BY LOVES	OWNER	FUEL CONTRACT.
RO1	4	ROTH DOUBLE-WALL OIL STORAGE TANKS - 240 GAL DWT 1000L	XXXXXX		DETERMINED BY LOVES	OWNER	FUEL CONTRACT.
RO2	4	ROTH DOUBLE-WALL OIL STORAGE TANKS - 400 GAL DWT 1800L	XXXXXX		DETERMINED BY LOVES	OWNER	FUEL CONTRACT.



Pascal Aughtry & Associates, PC
405.463.3494
Fax 405.463.3493
837 East Bolton Road
Oklahoma City, OK 73114
pascal@arb.com



A NEW TRAVEL STOP
STORE NO. 735
CALHOUN, GA



Revisions:	
No.	Date

Project No.: LVS18735
Date: 05-22-18
Sheet No.:

YA-2.1