

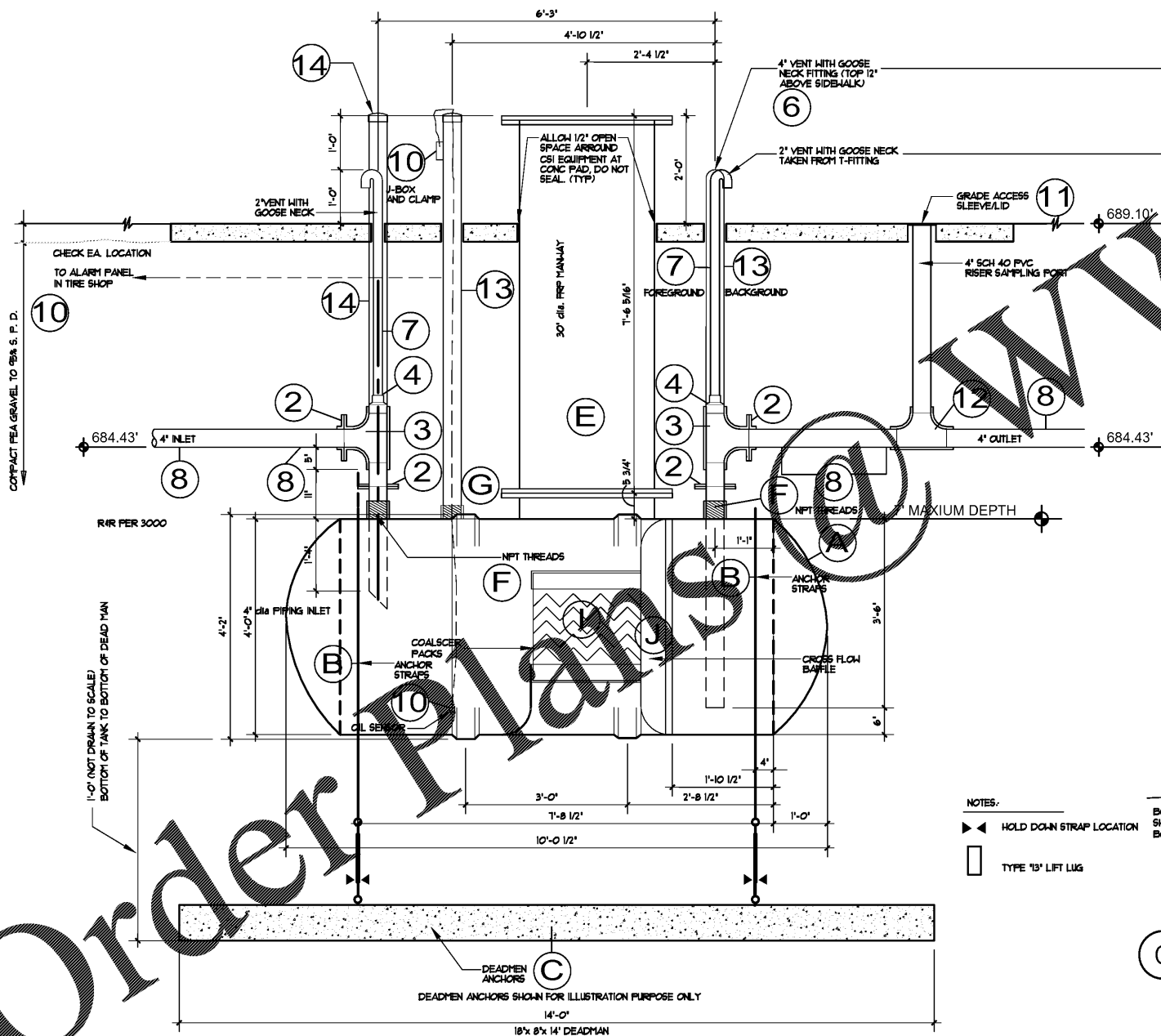
A OIL/WATER SEPARATION PLAN
SCALE: 3/4" = 1'-0"

SEPARATOR DESIGN:
 MAX INFLUENT CAPACITY (IN) 400 PPM
 MAX EFFLUENT CAPACITY (OUT) 10 PPM
 MAX FLOW RATE 55 GPM
 OIL STORAGE CAPACITY = 190 GALS
 OIL SPILL CAPACITY = 785 GALS
 DRY WEIGHT = 425 LBS

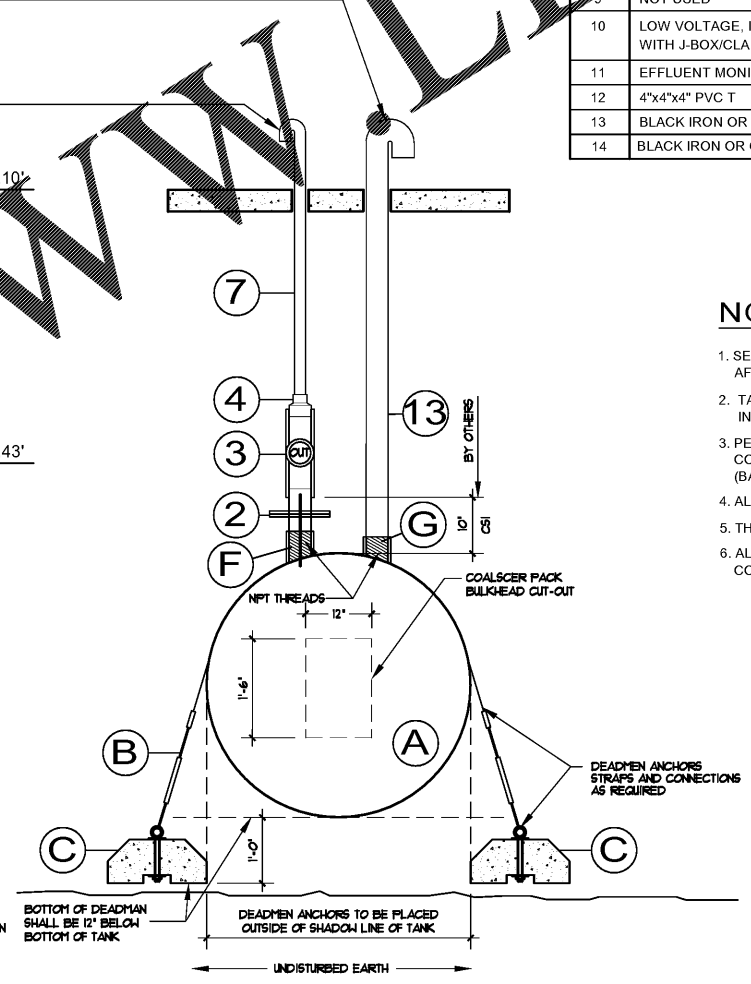
CONTAINMENT SOLUTIONS CONROE, TEXAS
 SWT (4) 550 OWS CSI-10 - PROVIDED BY OWNER
 INSTALL IN TANK HOLE BY FUEL CONTRACTOR

OIL / WATER SEPARATOR	
MK	PROVIDED EQUIPMENT BY OWNER
A	DOUBLE WALL TANK
B	FRP HOLD DOWNSTRAPS AND TURNBUCKLE ASSEMBLY
C	PRECAST DEADMEN ANCHORS WITH EYEBOLTS
D	NOT USED
E	30" FLANGED MANWAY ACCESS
F	NPT THREADED CONNECTIONS WITH 6" VAN STONE FLANGE
G	NPT 4" THREADED CONNECTION
H	NOT USED
I	COALSCER PACKS
J	CROSSFLOW BAFFLE

FURNISHED BY CONTRACTORS		
1	CONCRETE TANK PAD AT FINISHED GRADE, RE CIVIL DRAWINGS	BY G.C.
2	4" PVC FLANGE	BY G.C.
3	4"x4" PVC T	BY G.C.
4	4" SCH 40 PVC RISER	BY F.C.
5	4" SCH 40 PVC RISER	BY F.C.
6	4" DIA. VENT PIPING, BLACK IRON OR GALV. PIPING, GOOSENECK FITTING	BY F.C.
7	2" BLACK IRON OR GALV. RISER VENT WITH NPT THREADS, GOOSE NECK FITTING	BY F.C.
8	4" INLET AND OUTLET PIPING, RE CIVIL	BY G.C.
9	NOT USED	
10	LOW VOLTAGE, INCON OIL LEVEL PROBE FROM FRANKLIN FUELING, WITH J-BOX/CLAMPS AND THREADED CAP, CONNECT TO ATG (INCON EVO UNIT)	BY F.C.
11	EFFLUENT MONITOR ACCESS PORT, 4" PVC RISER WITH FLUSH THREADED CAP	BY G.C.
12	4"x4"x4" PVC T	BY G.C.
13	BLACK IRON OR GALV. RISER WITH NPT THREADS	BY F.C.
14	BLACK IRON OR GALV. GAUGE PORT WITH NPT THREADS, & 4" THREADED TOP CAP.	BY F.C.



B OIL/WATER SEPARATION ELEVATION
SCALE: 3/4" = 1'-0"




C OIL/WATER SEPARATION RIGHT ELEVATION
SCALE: 3/4" = 1'-0"

- NOTES:** BY FUEL CONTRACTOR (UNLESS OTHERWISE NOTED)
- SEPARATOR SHALL BE FILLED WITH CLEAN, FRESH WATER AS SOON AS POSSIBLE AFTER PLACEMENT OF PEA GRAVEL TO TANK TOP. BY FUEL CONTRACTOR
 - TANK HOLE BY FUEL CONTRACTOR (INSTALL PER TANK MRF INSTALLATION INSTRUCTIONS).
 - PEA GRAVEL BACKFILL BY FUEL CONTRACTOR COMPACT TO 95% STANDARD PROCTOR DENSITY (BACKFILL PER TANK MANUFACTURER'S SPECIFICATION)
 - ALL ELECTRICAL BY FUEL CONTRACTOR.
 - THE INCON OIL LEVEL PROBE TO BE INSTALLED PER MFR. REQUIREMENTS.
 - ALL ABOVE GRADE EQUIPMENT INCLUDING MANWAYS, VENT PIPING, AND VALVE COVERS SHALL BE PAINTED BLACK. BY G.C.

- NOTES:**
- ▶ HOLD DOWN STRAP LOCATION
 - TYPE '13' LIFT LUG

Order Plans


WWW.WALDLINE.COM



Pascal Aughtry & Associates, PC
 405.463.3494
 Fax 405.463.3493
 837 East Bilton Road
 Oklahoma City, OK 73114
 pasc@earthlink.net



A NEW TRAVEL STOP
 STORE NO. 735
 CALHOUN, GA



Revisions:	
No.	Date

Project No.: LVS18735
 Date: 05-22-18
 Sheet No.:
SP-6.1
 OF: 14