




LOVE'S TRAVEL STOP
 I-75 EXIT 310 @ UNION GROVE ROAD
 CALHOUN, GEORGIA



WET 2

LEGEND FOR PROPOSED IMPROVEMENTS

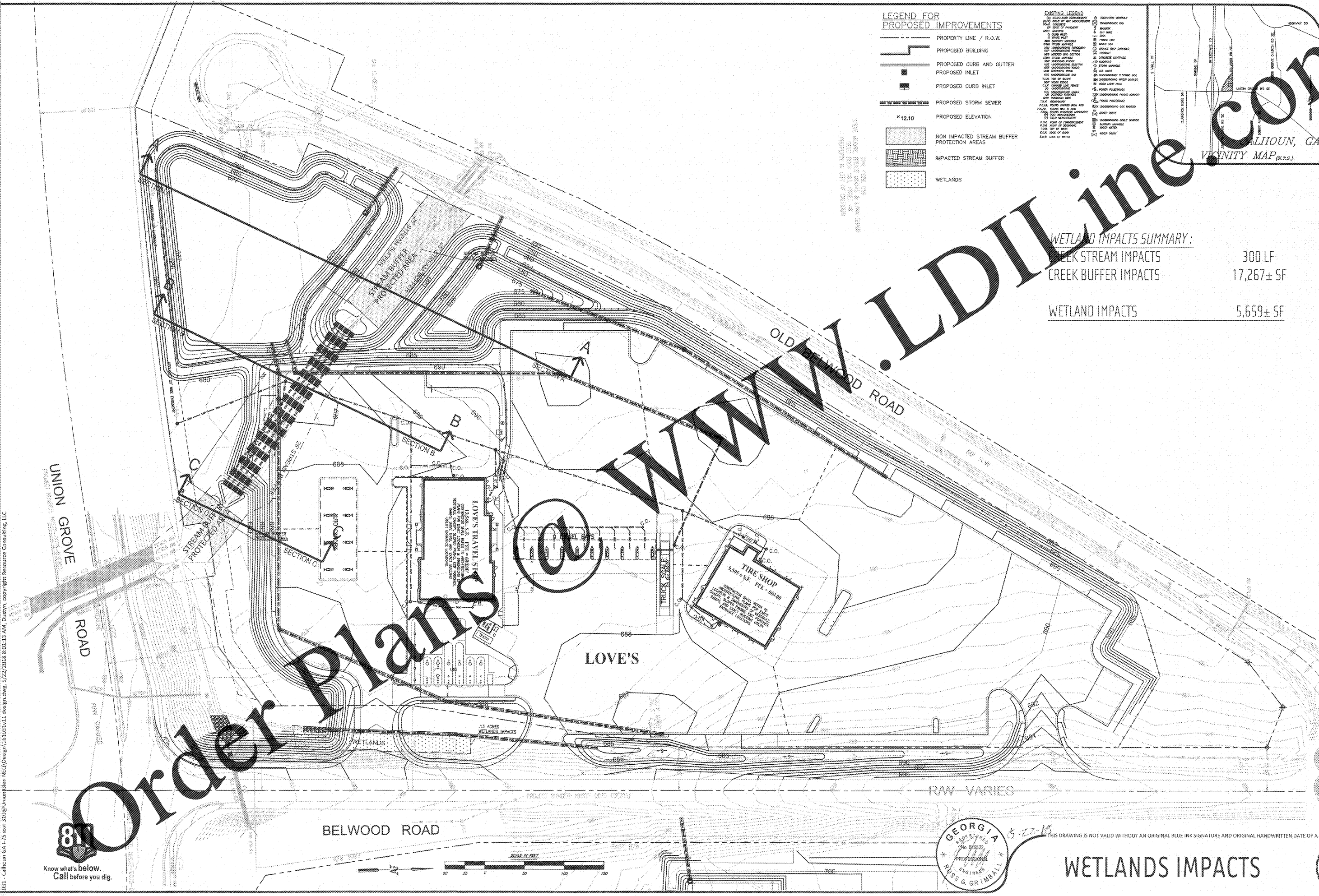
- PROPERTY LINE / R.O.W.
- PROPOSED BUILDING
- PROPOSED CURB AND GUTTER
- PROPOSED INLET
- PROPOSED CURB INLET
- PROPOSED STORM SEWER
- PROPOSED ELEVATION
- NON IMPACTED STREAM BUFFER PROTECTION AREAS
- IMPACTED STREAM BUFFER
- WETLANDS

EXISTING LEGEND

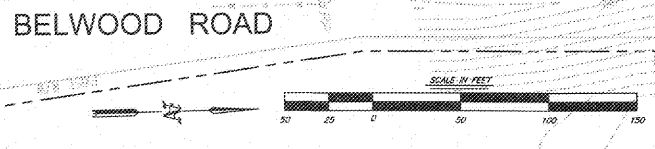
- 20' STREAM BUFFER
- 50' STREAM BUFFER
- 100' STREAM BUFFER
- 150' STREAM BUFFER
- 200' STREAM BUFFER
- 250' STREAM BUFFER
- 300' STREAM BUFFER
- 350' STREAM BUFFER
- 400' STREAM BUFFER
- 450' STREAM BUFFER
- 500' STREAM BUFFER
- 550' STREAM BUFFER
- 600' STREAM BUFFER
- 650' STREAM BUFFER
- 700' STREAM BUFFER
- 750' STREAM BUFFER
- 800' STREAM BUFFER
- 850' STREAM BUFFER
- 900' STREAM BUFFER
- 950' STREAM BUFFER
- 1000' STREAM BUFFER
- 1050' STREAM BUFFER
- 1100' STREAM BUFFER
- 1150' STREAM BUFFER
- 1200' STREAM BUFFER
- 1250' STREAM BUFFER
- 1300' STREAM BUFFER
- 1350' STREAM BUFFER
- 1400' STREAM BUFFER
- 1450' STREAM BUFFER
- 1500' STREAM BUFFER
- 1550' STREAM BUFFER
- 1600' STREAM BUFFER
- 1650' STREAM BUFFER
- 1700' STREAM BUFFER
- 1750' STREAM BUFFER
- 1800' STREAM BUFFER
- 1850' STREAM BUFFER
- 1900' STREAM BUFFER
- 1950' STREAM BUFFER
- 2000' STREAM BUFFER
- 2050' STREAM BUFFER
- 2100' STREAM BUFFER
- 2150' STREAM BUFFER
- 2200' STREAM BUFFER
- 2250' STREAM BUFFER
- 2300' STREAM BUFFER
- 2350' STREAM BUFFER
- 2400' STREAM BUFFER
- 2450' STREAM BUFFER
- 2500' STREAM BUFFER
- 2550' STREAM BUFFER
- 2600' STREAM BUFFER
- 2650' STREAM BUFFER
- 2700' STREAM BUFFER
- 2750' STREAM BUFFER
- 2800' STREAM BUFFER
- 2850' STREAM BUFFER
- 2900' STREAM BUFFER
- 2950' STREAM BUFFER
- 3000' STREAM BUFFER
- 3050' STREAM BUFFER
- 3100' STREAM BUFFER
- 3150' STREAM BUFFER
- 3200' STREAM BUFFER
- 3250' STREAM BUFFER
- 3300' STREAM BUFFER
- 3350' STREAM BUFFER
- 3400' STREAM BUFFER
- 3450' STREAM BUFFER
- 3500' STREAM BUFFER
- 3550' STREAM BUFFER
- 3600' STREAM BUFFER
- 3650' STREAM BUFFER
- 3700' STREAM BUFFER
- 3750' STREAM BUFFER
- 3800' STREAM BUFFER
- 3850' STREAM BUFFER
- 3900' STREAM BUFFER
- 3950' STREAM BUFFER
- 4000' STREAM BUFFER
- 4050' STREAM BUFFER
- 4100' STREAM BUFFER
- 4150' STREAM BUFFER
- 4200' STREAM BUFFER
- 4250' STREAM BUFFER
- 4300' STREAM BUFFER
- 4350' STREAM BUFFER
- 4400' STREAM BUFFER
- 4450' STREAM BUFFER
- 4500' STREAM BUFFER
- 4550' STREAM BUFFER
- 4600' STREAM BUFFER
- 4650' STREAM BUFFER
- 4700' STREAM BUFFER
- 4750' STREAM BUFFER
- 4800' STREAM BUFFER
- 4850' STREAM BUFFER
- 4900' STREAM BUFFER
- 4950' STREAM BUFFER
- 5000' STREAM BUFFER
- 5050' STREAM BUFFER
- 5100' STREAM BUFFER
- 5150' STREAM BUFFER
- 5200' STREAM BUFFER
- 5250' STREAM BUFFER
- 5300' STREAM BUFFER
- 5350' STREAM BUFFER
- 5400' STREAM BUFFER
- 5450' STREAM BUFFER
- 5500' STREAM BUFFER
- 5550' STREAM BUFFER
- 5600' STREAM BUFFER
- 5650' STREAM BUFFER
- 5700' STREAM BUFFER
- 5750' STREAM BUFFER
- 5800' STREAM BUFFER
- 5850' STREAM BUFFER
- 5900' STREAM BUFFER
- 5950' STREAM BUFFER
- 6000' STREAM BUFFER
- 6050' STREAM BUFFER
- 6100' STREAM BUFFER
- 6150' STREAM BUFFER
- 6200' STREAM BUFFER
- 6250' STREAM BUFFER
- 6300' STREAM BUFFER
- 6350' STREAM BUFFER
- 6400' STREAM BUFFER
- 6450' STREAM BUFFER
- 6500' STREAM BUFFER
- 6550' STREAM BUFFER
- 6600' STREAM BUFFER
- 6650' STREAM BUFFER
- 6700' STREAM BUFFER
- 6750' STREAM BUFFER
- 6800' STREAM BUFFER
- 6850' STREAM BUFFER
- 6900' STREAM BUFFER
- 6950' STREAM BUFFER
- 7000' STREAM BUFFER
- 7050' STREAM BUFFER
- 7100' STREAM BUFFER
- 7150' STREAM BUFFER
- 7200' STREAM BUFFER
- 7250' STREAM BUFFER
- 7300' STREAM BUFFER
- 7350' STREAM BUFFER
- 7400' STREAM BUFFER
- 7450' STREAM BUFFER
- 7500' STREAM BUFFER
- 7550' STREAM BUFFER
- 7600' STREAM BUFFER
- 7650' STREAM BUFFER
- 7700' STREAM BUFFER
- 7750' STREAM BUFFER
- 7800' STREAM BUFFER
- 7850' STREAM BUFFER
- 7900' STREAM BUFFER
- 7950' STREAM BUFFER
- 8000' STREAM BUFFER
- 8050' STREAM BUFFER
- 8100' STREAM BUFFER
- 8150' STREAM BUFFER
- 8200' STREAM BUFFER
- 8250' STREAM BUFFER
- 8300' STREAM BUFFER
- 8350' STREAM BUFFER
- 8400' STREAM BUFFER
- 8450' STREAM BUFFER
- 8500' STREAM BUFFER
- 8550' STREAM BUFFER
- 8600' STREAM BUFFER
- 8650' STREAM BUFFER
- 8700' STREAM BUFFER
- 8750' STREAM BUFFER
- 8800' STREAM BUFFER
- 8850' STREAM BUFFER
- 8900' STREAM BUFFER
- 8950' STREAM BUFFER
- 9000' STREAM BUFFER
- 9050' STREAM BUFFER
- 9100' STREAM BUFFER
- 9150' STREAM BUFFER
- 9200' STREAM BUFFER
- 9250' STREAM BUFFER
- 9300' STREAM BUFFER
- 9350' STREAM BUFFER
- 9400' STREAM BUFFER
- 9450' STREAM BUFFER
- 9500' STREAM BUFFER
- 9550' STREAM BUFFER
- 9600' STREAM BUFFER
- 9650' STREAM BUFFER
- 9700' STREAM BUFFER
- 9750' STREAM BUFFER
- 9800' STREAM BUFFER
- 9850' STREAM BUFFER
- 9900' STREAM BUFFER
- 9950' STREAM BUFFER
- 10000' STREAM BUFFER

WETLAND IMPACTS SUMMARY:

CREEK STREAM IMPACTS	300 LF
CREEK BUFFER IMPACTS	17,267± SF
WETLAND IMPACTS	5,659± SF



031 - Calhoun GA 17:25 am 3/10/18 Union Grove NECA Design 161031v11 design.dwg, 5/22/2018 8:01:13 AM, Dstyn, copyright Resource Consulting, LLC



THIS DRAWING IS NOT VALID WITHOUT AN ORIGINAL BLUE INK SIGNATURE AND ORIGINAL HANDWRITTEN DATE OF A LICENSED PROFESSIONAL ENGINEER.

WETLANDS IMPACTS