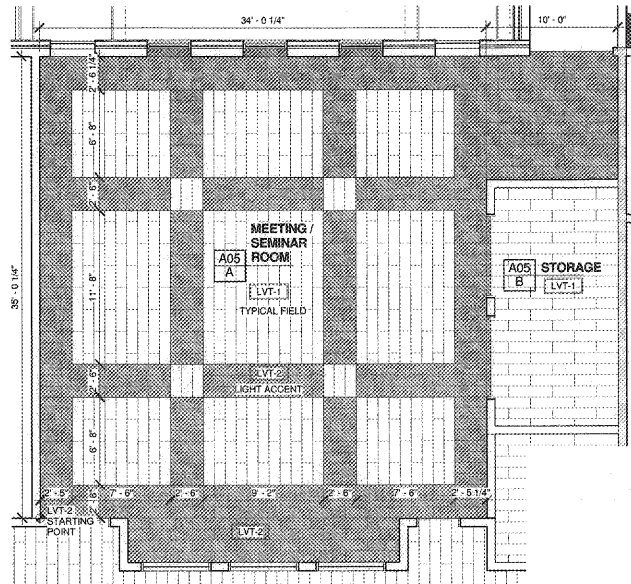
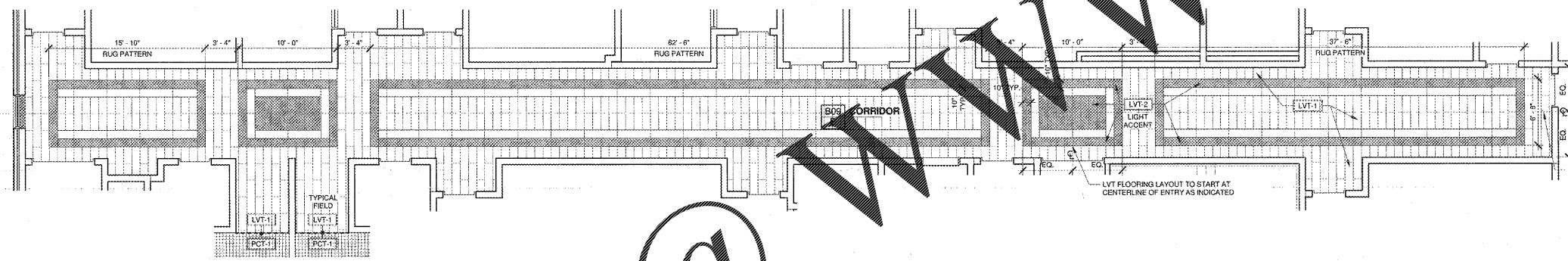


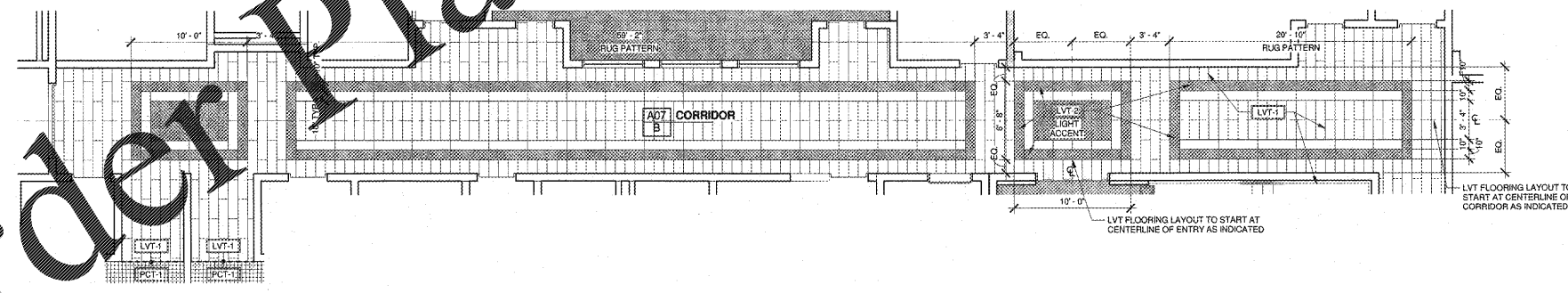
1 ENLARGED FLOOR PATTERN PLAN-VESTIBULE  
3/16" = 1'-0"



2 ENLARGED FLOOR PATTERN PLAN-MEETING/ SEMINAR  
3/16" = 1'-0"



4 ENLARGED UPPER LEVEL FLOOR PATTERN PLAN - CORRIDOR  
3/16" = 1'-0"



3 ENLARGED LOWER LEVEL FLOOR PATTERN PLAN - CORRIDOR  
3/16" = 1'-0"

### FLOOR COVERING PLAN LEGEND


**GENERAL NOTES**

- THE FINISHES DEFINED ON THIS DRAWINGS SHALL BE USED FOR BID PURPOSES ONLY AND ONLY TO DEFINE SCOPE OF FINISHING EXTENTS. PRIOR TO INSTALLATION OF FINISHES, CONTRACTOR TO ACQUIRE AN UPDATED AND FINAL SET OF INTERIOR FINISH PLANS.
- PRIOR TO THE PURCHASE AND INSTALLATION OF FINISHES, CONTRACTOR TO VERIFY THAT THIS DRAWING REPRESENTS THE FINAL SET OF FLOOR PATTERN PLANS.
- FINISHING DESIGNATIONS DEFINED ON THIS SHEET TO BE USED IN CONJUNCTION WITH "COLOR SCHEDULE".
- REFERENCE SPECIFICATIONS FOR FLOORING INSTALLATION STANDARDS AND REQUIREMENTS.
- IF A FLOOR FINISH COLOR IS NOT DEFINED ON THE "COLOR SCHEDULE", CONTRACTOR TO SUBMIT CHOSEN MANUFACTURER'S COLOR OPTIONS TO ARCHITECT FOR COLOR SELECTION.
- SEE PLUMBING DRAWINGS FOR REQUIRED SLOPES IN SLAB.
- FLOORING AND PATTERN TRANSITIONS TO OCCUR AT DOORWAY THRESHOLDS, WHERE APPLICABLE, UNLESS NOTED OTHERWISE. (EXCEPTIONS NOTED IN THESE DRAWINGS)
- FOR HARD TILE APPLICATIONS:
  - H.A. SEE DETAIL A19.0 FOR HARD TILE INSTALLATION REQUIREMENTS AT CONTROL JOINTS.
  - H.B. SEE DETAILS B & C19.0 FOR HARD TILE INSTALLATION REQUIREMENTS AT RACKS IN SLAB.
  - H.C. SEE DETAIL D19.0 & E19.0 FOR HARD TILE INSTALLATION REQUIREMENTS AT WALL CONDITIONS AND DOOR THRESHOLDS.
  - H.D. SEE DETAIL G19.0 & H19.0 FOR RESTROOM HARD TILE INSTALLATION REQUIREMENTS AT WALL CONDITIONS.
- SEE FINISH PLANS FOR ADDITIONAL INFORMATION.
- CUT TILE CONSTRAINTS**
  - J.A. DO NOT CUT TILE TO A MIN. OF 7" FOR 12" TILE, UNLESS NOTED OTHERWISE.
  - J.B. CUT TILE TO SIZE NEEDED ALONG PERIMETER APPLICATIONS, UNLESS NOTED OTHERWISE.

**FLOOR COVERING PLAN SYMBOL LEGEND**

| REFERENCE | COLOR                             | SYMBOL    | DESCRIPTION  |
|-----------|-----------------------------------|-----------|--|
| LVT-1     | TYP. CLASSROOM                    | [Pattern] | FLOOR COVERING DESIGNATION: SEE "COLOR SCHEDULE" FOR COLOR SPECIFICATION |
| LVT-2     | TYP. CLASSROOM                    | [Pattern] | FLOOR COVERING DESIGNATION: SEE "COLOR SCHEDULE" FOR COLOR SPECIFICATION |
| PCT-1     | 4" TYP. FIELD                     | [Pattern] | FLOOR TRANSITION LOCATION (IF OTHER THAN DOOR THRESHOLD)                 |
| CPT-1     | TYP. CARPET TILE                  | [Pattern] | PATTERN START POINT  |
| CPT-2     | WALK-OFF CARPET                   | [Pattern] |  |
| PS-CN     | POLISHED W/SLIP RESISTANT COATING | [Pattern] |  |
| S.CON     | SEALED CONCRETE                   | [Pattern] |  |
| TZO-1     | MAIN ENTRY FIELD TERRAZZO         | [Pattern] |  |
| TZO-2     | MAIN ENTRY ACCENT                 | [Pattern] |  |
| TZO-3     | MAIN ENTRY ACCENT                 | [Pattern] |  |

**ROBERTSON DIXON ROOF ARCHITECTS ENGINEERS**  
3460 Preston Ridge Road, Suite 275 - Marietta, GA 30065  
770.474.1000 / www.rde.com



(Facility No. 642-0198)  
**Dawson County College and Career Academy**  
Dawsonville, Georgia  
**Dawson County Schools**  
Overall Squarefootage = 35,800 SF  
FFE = 1025  
10.6 = 74 (Existing) + 11 (New) = 85 J.U.

REVISIONS

| NO. | DATE | DESCRIPTION |
|-----|------|-------------|
|     |      |             |
|     |      |             |
|     |      |             |
|     |      |             |

ENLARGED FLOOR PATTERN PLANS

DATE: 05-07-2018  
PROJECT NUMBER: 17-303  
SHEET NUMBER: A9.1

Order Plans @ [WWW.LDILine.com](http://WWW.LDILine.com)