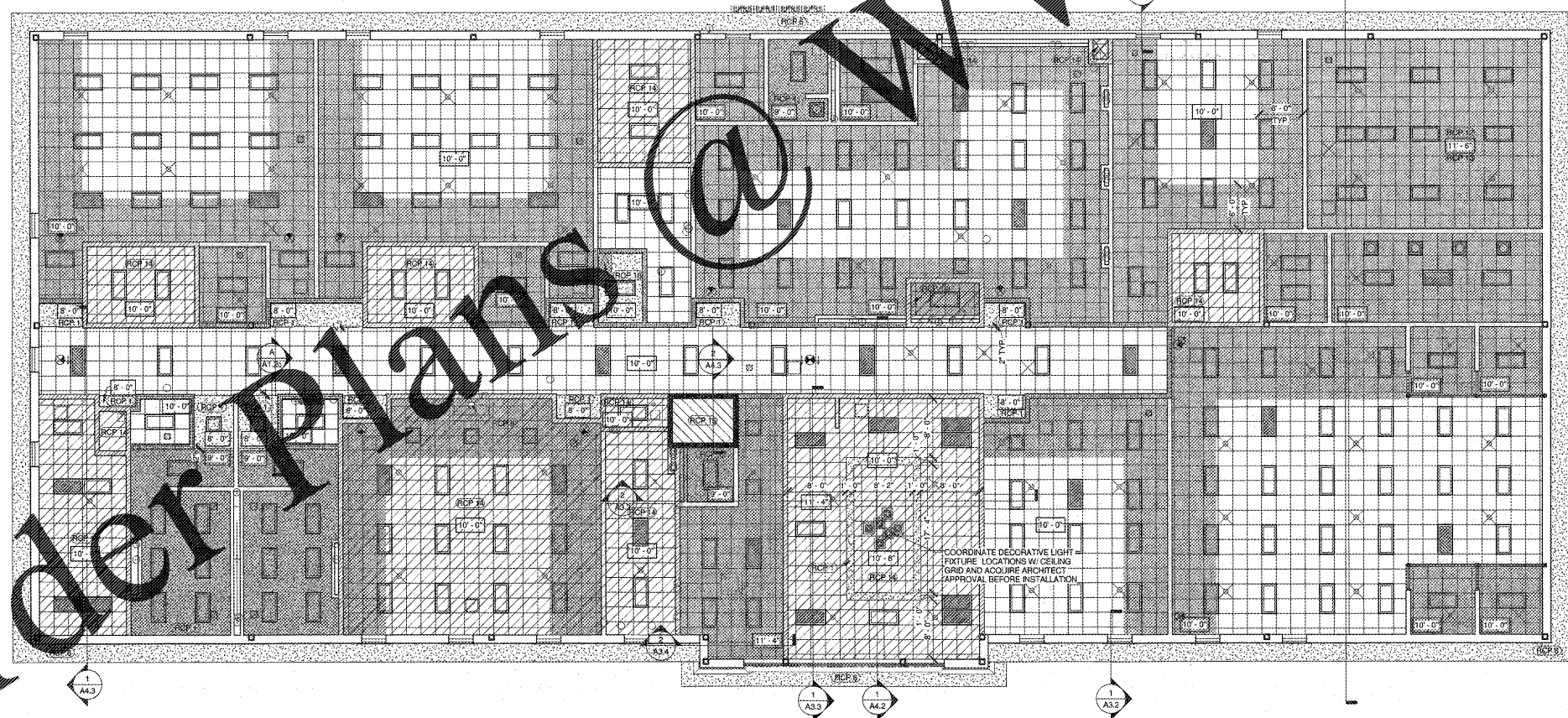


Order Plans @ WWW.LDILLING.COM



1 REFLECTED CEILING PLAN - UPPER LEVEL
1/8" = 1'-0"

REFLECTED CEILING PLAN LEGEND

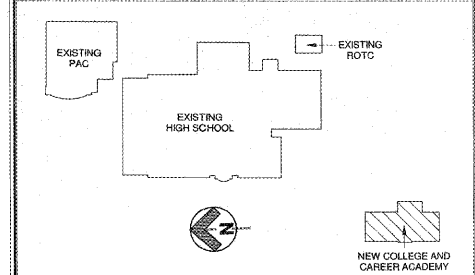
- GENERAL NOTES
A. ALL ACOUSTICAL PANEL CEILING ARE TYPE 1 AND SHALL BE INSTALLED AT 12" A.F.F. UNLESS NOTED OTHERWISE.
B. ALL CEILING SHOWN THAT DO NOT REFLECT 2X2 ACOUSTICAL PANEL AND SHALL BE GYPSUM BOARD CEILING, UNLESS NOTED OTHERWISE.
C. ALL GYPSUM BOARD CEILING, SOFFITS AND HEADERS SHALL BE INSTALLED AT 9'-0" A.F.F. UNLESS NOTED OTHERWISE.
D. GYPSUM BOARD CEILING IN RESTROOM BATTERIES SHALL BE INSTALLED AT 9'-0" ABOVE FINISHED FLOOR.
E. ALL SUPPLY OR RETURN DIFFUSERS SMALLER THAN 6" x 2'-0" SHALL BE CENTERED IN TILE.
F. FOR ALL CLASSROOM CORRIDORS AND RESTROOMS, FURNITURE MONOTIC OR SUSPENDED ELONG SHALL 1/2" FROM A CONTINUOUS FIREBARRI... PROVIDE A SMOKE TIGHT JOINT BETWEEN HE TOP OF THE SMOKE PARTITION AND THE BOTTOM OF THE SUSPENDED CEILING. 3) THE FACE ABOVE THE CEILING IS NOT USED AS A PLENUM.
G. IN LOCATIONS WHERE SOUND ATTENUATION BLANKETS ARE NOT SHOWN OVER THE ENTIRE ROOM, INSTALL SOUND ATTENUATING BLANKETS TO 6'-0" FROM PARTITIONS.
H. CENTER ALL ACOUSTICAL PANEL CEILING IN EACH SPACE, AS SHOWN.
I. ALL DOOR HEADERS TO HAVE A 2" RECESS FROM FACE OF BRICK OR CONCRETE UNLESS NOTED OTHERWISE.
L. REFLECTED CEILING PLAN SYMBOL LEGEND

LEGEND symbols and key: SUITE DESIGNATION, ROOM NAME, ROOM DESIGNATION, CEILING HEIGHT ABOVE FINISHED FLOOR, ROOF HATCH, SOUND ATTENUATION BLANKETS ABOVE CEILING, GYPSUM BOARD OR GYP. FIBER PANEL CEILING, STAINLESS STEEL PANEL CEILING, FIRE RATED FLOOR/CEILING OR ROOF/CEILING ASSEMBLY, LIGHT FIXTURE, EMERGENCY LIGHT FIXTURE, LIGHT FIXTURE, EXHAUST FAN, SUPPLY DIFFUSER.


REFLECTED CEILING PLAN DRAWING NOTES

- RCP 1 GYPSUM BOARD SOFFIT/CEILING/HEADER
RCP 2 ONE HOUR RATED FLOOR CEILING ASSEMBLY, UL DESIGN NO. D503, ONE LAYER 5/8" TYPE C GYP. BD. ON 3 5/8" 25 GA MTL STUDS @ 24" O.C MOUNTED AS CLOSE TO STRUCTURE AS POSSIBLE. ALL ELEC., MECH. AND PLUMBING SERVICE TO RUN BELOW THE FIRE RATED ASSEMBLY AND ABOVE NON-FIRE RATED CEILING. NON-FIRE RATED CEILING TO BE BELOW FIRE RATED ASSEMBLY. CEILING HEIGHT AS INDICATED ON DRAWINGS.
RCP 3 EXPOSED TO STRUCTURE ABOVE
RCP 4 MOISTURE RESISTANT GYPSUM BOARD (M.G.B.) CEILING
RCP 5 ALUMINUM CANOPY. REFER TO ROOF PLAN FOR EXTENT OF ALUMINUM CANOPY
RCP 6 DIRECT-APPLIED EXTERIOR FINISH SYSTEM SOFFIT
RCP 7 MOTORIZED PROJECTION SCREEN AND LCD PROJECTOR, SEE ELECTRICAL, COORDINATE CEILING OPENING FOR CEILING RECESS MOUNTED SCREEN.
RCP 8 REFER TO MECH. FOR HOOD / VENT PENETRATION
RCP 9 MOISTURE RESISTANT APC (APC-2)
RCP 10 2X2 STAINLESS STEEL CEILING PANELS (APC-3) EXTEND 2" HORIZONTALLY FROM FACE OF EXHAUST HOOD
RCP 11 1 HOUR RATED FLOOR CEILING ASSEMBLY, UL DESIGN NO. G503, ONE LAYER 5/8" TYPE C GYP. BD. ON SUSPENDED 3 5/8" 25 GA MTL STUDS @ 24" O.C. W/ 3 1/2" UNFACED FIBERGLASS BATT ACOUSTICAL INSULATION. BOTTOM OF CEILING HEIGHT AS INDICATED ON DRAWING. ALL ELEC., MECH. AND PLUMBING SERVICE TO BE UNDER FIRE CEILING ASSEMBLY AND PAINTED.
RCP 12 CEILING TILES AND GRID TO BE PAINTED FLAT BLACK
RCP 13 REFER TO ELECTRICAL FOR STUDIO LIGHTING LAYOUT, COORDINATE WITH INSTALLER.
RCP 14 1 HOUR RATED ROOF CEILING ASSEMBLY, UL DESIGN NO. P540, ONE LAYER OF 5/8" 1 HOUR RATED TYPE C GYP. BOARD OVER 1/2" RESILIENT FURRING CHANNEL ATTACHED TO BOTTOM CHORDS OF ROOF TRUSS.
RCP 15 2 HOUR RATED ROOF CEILING ASSEMBLY, UL DESIGN NO. P543, TWO LAYERS OF 5/8" 2 HOUR RATED TYPE C GYP. BOARD OVER 1/2" RESILIENT FURRING CHANNEL ATTACHED TO BOTTOM CHORDS OF ROOF TRUSS.
RCP 16 ATTIC ACCESS DOOR, ACUDOOR UIF-5000 22X30 OR APPROVED EQ. PROVIDE ADDITIONAL FRAMING AS NEEDED, COORDINATE LOCATION WITH ROOF TRUSSES.

KEY PLAN



ROBERTSON DILLING ARCHITECTS ENGINEERS
3480 Preston Ridge Road, Suite 275, Alhambra, CA 91805
770.747.7600 / www.rda.com



Dawson County College and Career Academy
Dawsonville, Georgia
Dawson County Schools
Overall Squarefootage = 35,800 SF
FTF = 1025

Table with 2 columns: REVISIONS, Description of changes.

REFLECTED CEILING PLAN - UPPER LEVEL
DATE: 05-07-2018
PROJECT NUMBER: 17-303
SHEET NUMBER: A1.3c