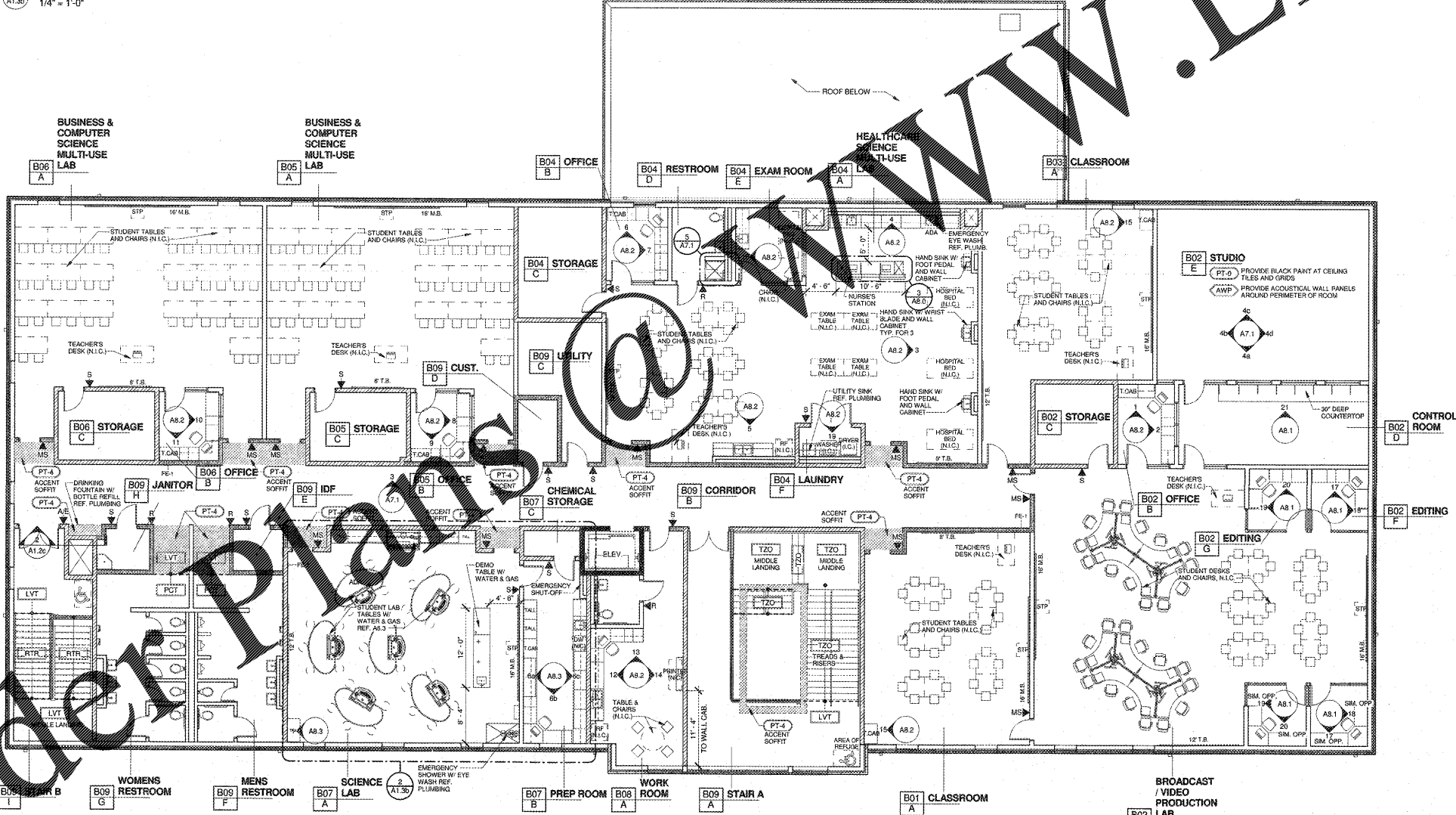


2 SCIENCE LAB- ENLARGED FINISH PLAN
1/4" = 1'-0"



1 UPPER LEVEL FINISH PLAN
1/8" = 1'-0"

FINISH PLAN LEGEND

- "NIC" ROOMS SHALL BE FINISHED WITH SCREENED PENWEIGHT FOR REFERENCE ONLY.
- GENERAL NOTES**
- THE FINISH SCHEDULES ON THIS DRAWING SHALL BE USED FOR BID PURPOSES AND TO DETERMINE THE SCOPE OF FINISHING EXTENTS. PRIOR TO INSTALLATION OF FINISHES, CONTRACTOR TO ACQUIRE AN UPDATED AND FINAL INTERIOR FINISH SCHEDULE.
 - REFERENCE "INTERIOR FINISH SCHEDULE" FOR GENERAL FINISH EXTENTS. THE FINISHES DEFINED ON THIS SHEET TO BE USED IN CONJUNCTION WITH THE "INTERIOR FINISH SCHEDULE".
 - REFERENCE "EXTERIOR FINISH SCHEDULE" FOR EXTERIOR FINISH EXTENTS. REFERENCE "FLOOR PATTERN PLANS" FOR FLOOR PATTERN EXTENTS. REFERENCE "CASWORK ELEVATIONS" FOR GENERAL CASWORK NOTES. ADDITIONAL WALL FINISHES DEFINED ON "INTERIOR ELEVATIONS" AND "CASWORK ELEVATIONS".
 - SEE "FINISH ABBREVIATION KEY" ON "INTERIOR FINISH SCHEDULE" SHEET FOR A COMPLETE LIST OF FINISH ABBREVIATIONS AND THEIR DEFINITIONS.
 - FINISH COLORS DEFINED ON THIS SHEET TO BE USED IN CONJUNCTION WITH A PROJECT SPECIFIC "COLOR SCHEDULE" DOCUMENT. IF A FINISH COLOR IS NOT DEFINED ON THE "COLOR SCHEDULE," CONTRACTOR TO SUBMIT CHOSEN MANUFACTURER'S COLOR OPTIONS TO ARCHITECT FOR COLOR SELECTION. PRIOR TO THE PURCHASE AND INSTALLATION OF FINISHES, CONTRACTOR TO COORDINATE FINISH COLORS, AS DEFINED IN "COLOR SCHEDULE," WITH CHOSEN MANUFACTURER'S COLOR OPTIONS. WHERE DISCREPANCIES OCCUR, CONTRACTOR SHALL SUBMIT MANUFACTURER'S COLOR OPTIONS TO ARCHITECT FOR COLOR SELECTION.
 - PAIN FINISHES SHALL BE SEMI-GLOSS, UNLESS NOTED OTHERWISE.
 - PROVIDE FLAT FINISH PAINT ON ALL GYPSUM BOARD CEILINGS, SOFFITS OR HEADERS, UNLESS NOTED OTHERWISE. CONTRACTOR TO PROVIDE UP TO 10 DIFFERENT INTERIOR PAINTS (W.C. COLORS (T.B.D.)).
 - WALLS SHALL BE PAINTED PT-1, UNLESS NOTED OTHERWISE.
 - GYPSUM BOARD CEILINGS SHALL BE PAINTED PT-2, UNLESS NOTED OTHERWISE.
 - INTERIOR EXPOSED DUCTWORK, CONDUIT, ROOF DECK AND STRUCTURE SHALL BE PAINTED DF-2, PER SPECIFICATIONS, UNLESS NOTED OTHERWISE.
 - HOLLOW METAL FRAMES SHALL BE PAINTED PT-3, UNLESS NOTED OTHERWISE. SEE "EXTERIOR ELEVATIONS" FOR EXTERIOR HOLLOW METAL FRAME COLOR DESIGNATIONS.
 - WHERE OVERHEAD FINISH COLOR IS INDICATED, COLOR DEFINED TO WRAP ALL EXPOSED SIDES OF OVERHEAD ELEMENT, UNLESS NOTED OTHERWISE. SEE DETAIL 1 OF STANDARD FINISH DETAILS, SHEET A7.0.
 - WOOD DOORS TO RECEIVE STAIN STN-1, UNLESS NOTED OTHERWISE.
 - COORDINATE TACKBOARD AND MARKER BOARD INSTALLATION HEIGHT WITH OWNER, UNLESS NOTED OTHERWISE IN DRAWINGS. SEE RECOMMENDED INSTALLATION HEIGHTS PER SCHEDULE BELOW.
 - WHERE PORTLAND FLOOR TILE (PCT) IS SCHEDULED, AREA TO RECEIVE PCT-1, UNLESS NOTED OTHERWISE.
 - WHERE CARPET TILE (CPT) IS SCHEDULED, AREA TO RECEIVE CPT-1, UNLESS NOTED OTHERWISE.
 - WHERE VINYL COMPOSITION TILE (VCT) IS SCHEDULED, AREA TO RECEIVE VCT-1, UNLESS NOTED OTHERWISE.
 - WHERE LUXURY VINYL TILE (LVT) IS SCHEDULED, AREA TO RECEIVE LVT-1, UNLESS NOTED OTHERWISE.
 - WHERE RUBBER FLOORING TILE (RUB) IS SCHEDULED, AREA TO RECEIVE RUB-1, UNLESS NOTED OTHERWISE.
 - WHERE RESILIENT BASE (RB) IS SCHEDULED, AREA TO RECEIVE RB-1, UNLESS NOTED OTHERWISE.
 - FLOORING TRANSITIONS TO OCCUR AT THE CENTER OF DOOR THRESHOLDS, UNLESS NOTED OTHERWISE. SEE "FLOOR TRANSITION SCHEDULE" ON "INTERIOR FINISH SCHEDULE" SHEET.

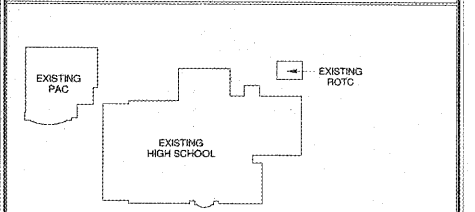
MARKER BOARD & TACKBOARD MOUNTING HEIGHT SCHEDULE

GRADE LEVEL	K-1	2	3	4	5	6	7	8-12
HEIGHT TO BOTTOM OF UNIT, A.F.F.	24"	25"	26"	27"	28"	29"	31"	33"

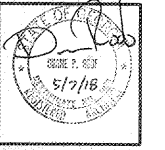
FLOOR PLAN SYMBOL LEGEND

	SUITE DESIGNATION		MARKERBOARD LOCATION
	ROOM NAME		TACKBOARD LOCATION
	ROOM DESIGNATION		SHORT THROW PROJECT
	INTERIOR ELEVATION		COMPUTER (NIC)
	ENLARGED FINISH PLAN		NETWORK PRINTER (NIC)
	DRAWING NOTE REFERENCE SEE BELOW		REFRIGERATOR (NIC)
	ATYPICAL FLOOR TRANSITION LOCATION - SEE "FLOOR TRANSITION SCHEDULE"		MICROWAVE (NIC)
	FLOOR FINISH TYPE & COLOR DESIGNATION - SEE INTERIOR FINISH SCHEDULE SHEET FOR ABBREVIATION DEFINITIONS. SEE COLOR SCHEDULE FOR COLOR DESIGNATION		DISHWASHER (NIC)
	WALL FINISH TYPE & COLOR DESIGNATION - SEE INTERIOR FINISH SCHEDULE SHEET FOR ABBREVIATION DEFINITIONS. SEE COLOR SCHEDULE FOR COLOR DESIGNATION		WASHER - GE GTW465ASU OR APPROVED EQ.
	OVERHEAD ELEMENT FINISH TYPE & COLOR DESIGNATION - SEE INTERIOR FINISH SCHEDULE SHEET FOR ABBREVIATION DEFINITIONS. SEE COLOR SCHEDULE FOR COLOR DESIGNATION		DRYER - GE GTD45EASU OR APPROVED EQ.
			TEACHER'S CABINET SEE CASWORK NOTES

KEY PLAN



ROBERSON DILLIA ROOF ARCHITECTS & ENGINEERS
3460 Preston Ridge Road, Suite 275, Marietta, GA, 30065
770.974.2600 / www.rdn.com



Dawson County College and Career Academy
Dawsonville, Georgia
Dawson County Schools
Overall Square Footage = 35,800 SF
FTE = 1025
(Faculty No. 642-0198)
T.O. # 71 (Existing) + 11 (New) = 82 T.O.

REVISIONS

NO.	DATE	DESCRIPTION

UPPER LEVEL FINISH PLAN

DATE: 05-07-2018
PROJECT NUMBER: 17-303
SHEET NUMBER: A1.3b