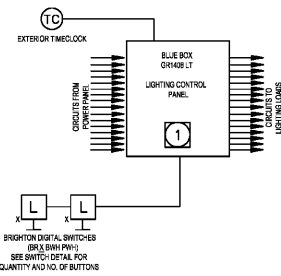
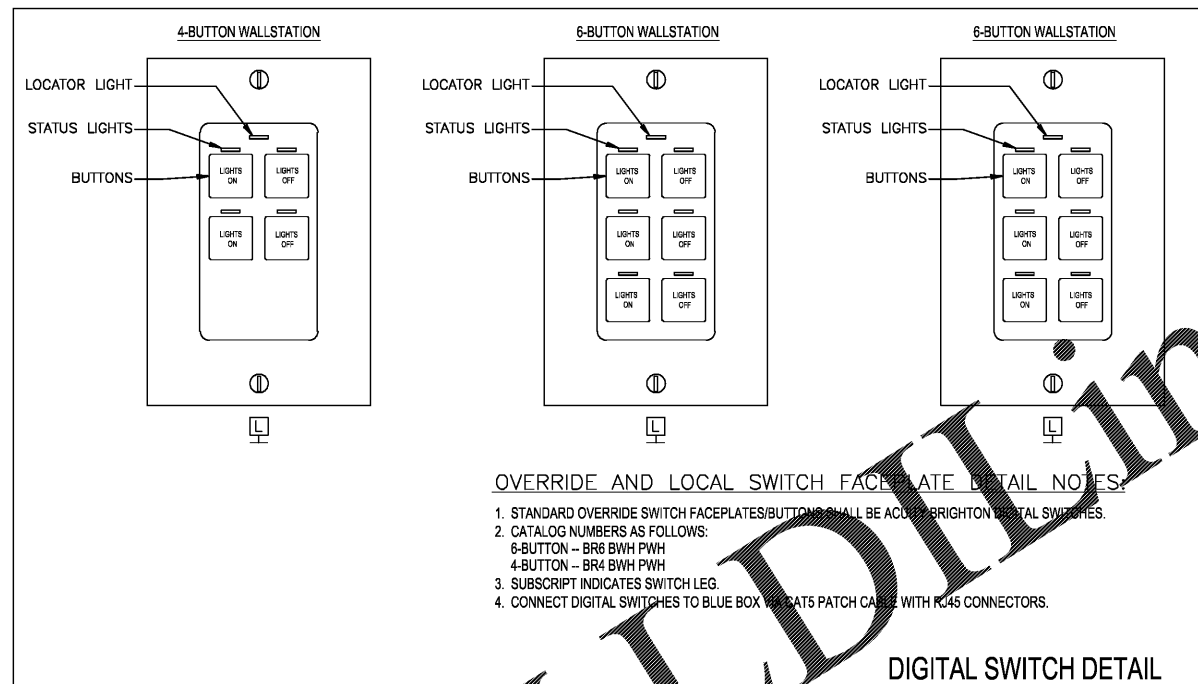


LIGHTING CONTROL SYSTEM SCHEMATIC:



LIGHTING CONTROL SYSTEM SCHEMATIC PLAN NOTES:

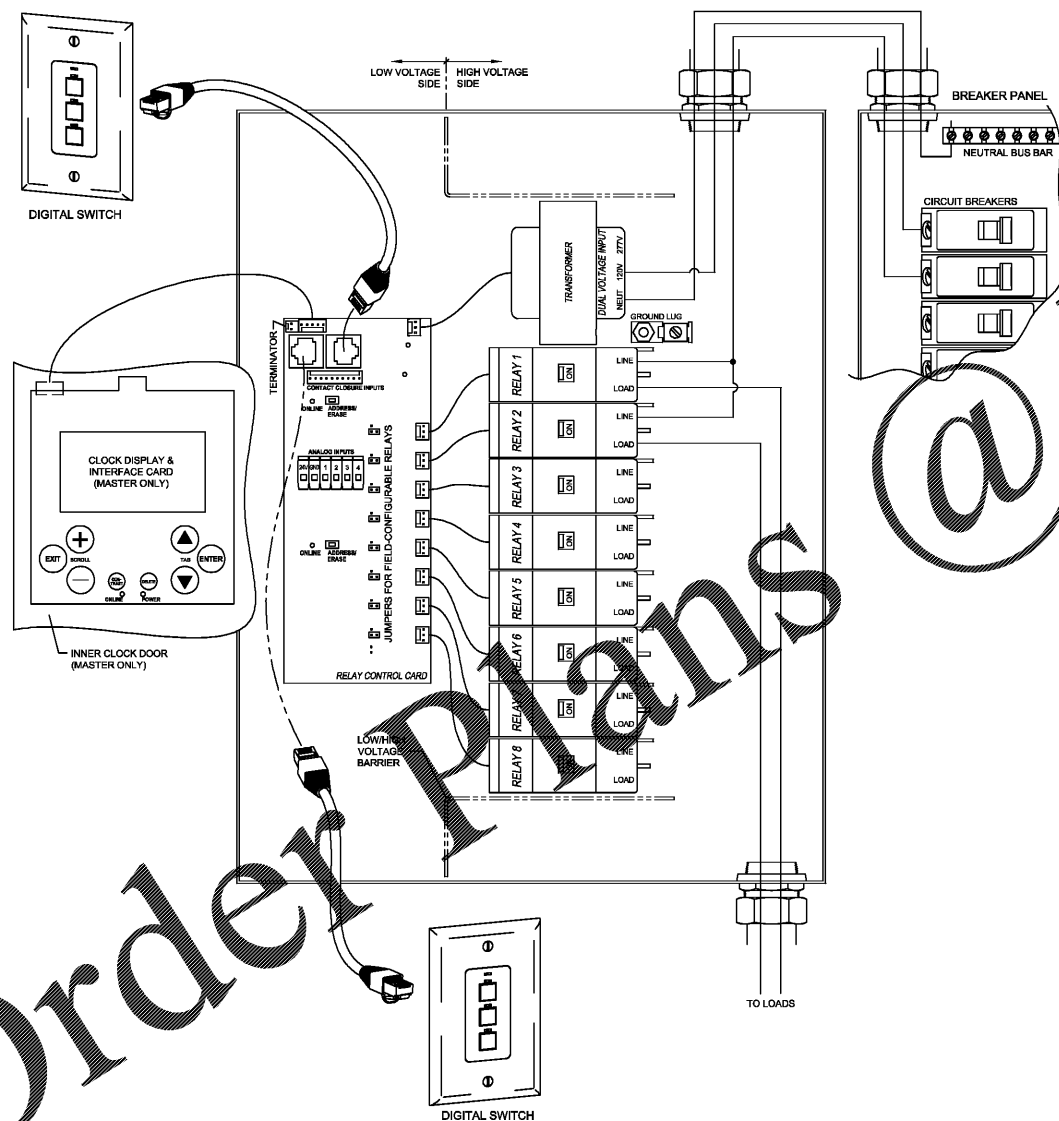
1. MASTER LIGHTING CONTROL PANEL. SEE PLANS FOR EXACT LOCATION. REFER TO MASTER LIGHTING CONTROL PANEL SCHEDULE FOR MORE INFORMATION. PROVIDE 120V POWER AS REQUIRED. DO NOT USE LIGHTING BRANCH CIRCUIT FOR CONTROL PANEL POWER.



VERRIDE AND LOCAL SWITCH FACEPLATE DETAIL NOTES:

1. STANDARD OVERRIDE SWITCH FACEPLATES/BUTTONS SHALL BE ACCT. BRIGHTON DIGITAL SWITCHES.
2. CATALOG NUMBERS AS FOLLOWS:  
6-BUTTON - BR6 BWH PWH  
4-BUTTON - BR4 BWH PWH
3. SUBSCRIPT INDICATES SWITCH LEG.
4. CONNECT DIGITAL SWITCHES TO BLUE BOX WITH CAT5 PATCH CABLE WITH RJ45 CONNECTORS.

DIGITAL SWITCH DETAIL



LIGHTING CONTROL PANEL SCHEDULE - LCP

MOUNTING FACE	EXTERNAL PHOTO CELL	COMM. MEDIA	DPCS / IDCS INTERFACE	BMS INTERFACE	NETWORK INTERFACE	MODEM	AVAILABLE FAULT CURRENT	REMARKS			
	YES	COPPER	-	-	-	-	10,000	ACUTY BLUE BOX QR1416 LTD			
PANEL#	PKT#	RELAY	DESCRIPTION	LOCAL SWITCH	OVERRIDE SWITCH	CONTROL ZONE	MISCELLANEOUS				
	11	1	LIGHTING-KITCHEN/STORAGE	IN KITCHEN	IN KITCHEN	a	-				
	1	2	LIGHTING-SERVICE AREA	IN KITCHEN	IN KITCHEN	b	-				
B	5	3	LIGHTING-DINING AREA	IN KITCHEN	IN KITCHEN	c	-				
B	3	4	LIGHTING-EXTERIOR	IN KITCHEN	IN KITCHEN	d	-				
B	22	5	BUILDING SIGNAGE	IN KITCHEN	IN KITCHEN	e	-				
B	8	6	DIRECTIONAL SIGNAGE	IN KITCHEN	IN KITCHEN	f	-				
B	12	7	DRIVE-THRU MENU BOARD	IN KITCHEN	IN KITCHEN	g	-				
-	-	-	-	-	-	-	-				
-	-	-	-	-	-	-	-				
-	-	-	-	-	-	-	-				
-	-	-	-	-	-	-	-				
-	-	-	-	-	-	-	-				
-	-	-	-	-	-	-	-				
-	-	-	-	-	-	-	-				
-	-	-	-	-	-	-	-				
-	-	-	-	-	-	-	-				
CONTROL ZONE	TIME ON	TIME OFF	PHOTO ON	PHOTO OFF	DESCRIPTION	CONTROL ZONE	TIME ON	TIME OFF	PHOTO ON	PHOTO OFF	DESCRIPTION
d	-	-	X	X	SECURITY LIGHTING - EXTERIOR						
e	-	2300	X	-	EXTERIOR LIGHTING - SIGNS						

BLUE BOX LIGHTING CONTROL PANEL SHALL BE PROVIDED BY NATIONAL ACCT. WITH VILLA LIGHTING, UON CONTACT DEANNA MCCLANAHAN AT 314-633-0508 OR DEANNA.MCCLANAHAN@VILLALIGHTING.COM



ARCHITECT OF RECORD  
JAMES D. SMITH, AIA  
522 BAY LN.  
CENTERVILLE, MA 02632

Craig Kalhoefer, P.E.  
CONSULTING ENGINEER  
6928 W. LINDBAUGH AVE. - STE. 101  
TAMPA, FLORIDA 33625  
Telephone: (813) 287-2719  
Fax: (813) 961-1585



**dunkin'**  
brand.  
STORE #357281  
JEFFERSON DAVIS HWY  
DUMFRIES, VA

REVISION		
No.	DATE	DESCRIPTION

DWG DATE: 06-29-2018  
DRAWN BY: AM  
PROJECT No.: 18123

DWG TITLE:  
LIGHTING CONTROL SYSTEM DETAILS

SHEET No.  
**E-1A**

Order Plans