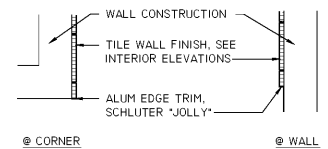



GENERAL FINISH PLAN NOTES:

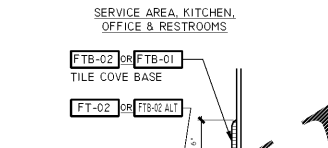
1. ALL CUSTOMER AREA WALLS TO RECEIVE FTB-01.
2. ALL BACK OF HOUSE / KITCHEN, SERVICE LINE & AREA WALLS SHALL RECEIVE FTB-02 (WHERE QUARRY TILE FLOOR IS SCHEDULED).
3. PROVIDE 2"x2" STAINLESS STEEL CORNER GUARDS, 6'-2" LONG AT ALL OUTSIDE CORNERS ON THE B.O.H. KITCHEN / SERVICE AREA WALLS ABOVE WALL BASE.
4. PROVIDE ALCOVYN VA-200 6'-0" HIGH BRUSHED SILVER CORNER GUARDS AT ALL OUTSIDE CORNERS ON THE CUSTOMER AREA WALLS.
5. FRANCHISEE SHALL PROVIDE WALK-OFF MAT (DUNKIN BRANDS APPROVED) SEE PLANS FOR QUANTITY.

FINISH PLAN KEY NOTES:

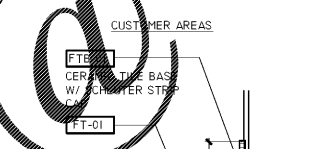
- 5.05 PROVIDE STAINLESS STEEL CLOSURE PANELS FOR WALK-IN BOXES TO THE WALL.
- 5.06 PROVIDE STAINLESS STEEL SILL AND RETURNS AT THE D/T WINDOW.
- 6.02 DASHED LINES FROM SERVICE LINE/MILLWORK CHASE WALL PROVIDED BY MILLWORK FLOOR.
- 6.03 CHAIR RAIL FURNISHED WITH MILLWORK ORDER, INSTALLED BY CONTRACTOR. SEE CHAIR RAIL DETAIL SHEET THIS SHEET.
- 6.04 SOLID SURFACE WALL CAP FURNISHED WITH MILLWORK ORDER, INSTALLED CONTRACTOR. SEE LOW-WALL DETAIL THIS SHEET.
- 8.03 EXISTING WINDOW FILM. CONFIRM GRAPHIC WITH FRANCHISEE PRIOR TO ORDERING THRU NATIONAL ACCOUNTS.
- 9.01 ALIGN TILE TRANSITION @ CORNER AS INDICATED.
- 9.03 INSTALL MOP SINK SYSTEM PRIOR TO TILING FLOOR.
- 9.04 CONTINUE TILE FLOOR FINISH BELOW WALK-IN BOXES.
- 9.06 STACK BOND FLOOR TILE PATTERN.
- 9.27 START POINT OF TILE PATTERN AS INDICATED, CENTERED ON DOOR.
- 10.01 2"x2" STAINLESS STEEL CORNER GUARDS, 6'-2" LONG. INSTALL ABOVE WALL BASE, TYPICAL THROUGHOUT KITCHEN.
- 10.02 PROVIDE ALCOVYN VA-200 6'-0" HIGH BRUSHED SILVER CORNER GUARDS AT ALL OUTSIDE CORNERS ON THE CUSTOMER AREA WALLS.
- 10.03 WALL ART, ORDER THRU NATIONAL ACCOUNTS. GC INSTALLED, CENTERED ON TRACK LIGHTS ABOVE. CONFIRM DESIGN WITH DD CM BEFORE ORDERING.
- 22.04 NEW FULLY RECESSED GRD - TRANSITION TILE AS REQUIRED AT GRD COVER / CAP TRIM.



M5 EDGE TRIM DETAIL
SCALE: 1" = 1'-0"

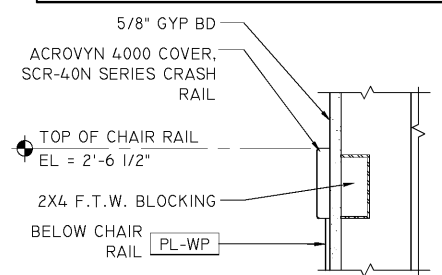


G6 BASE DETAIL
SCALE: 1" = 1'-0"

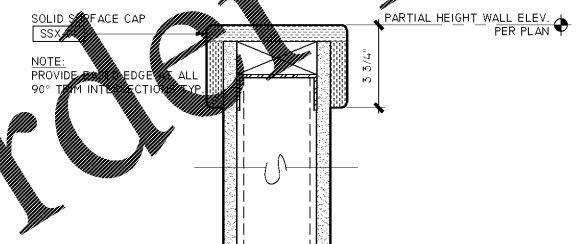


G4 BASE DETAIL
SCALE: 1" = 1'-0"

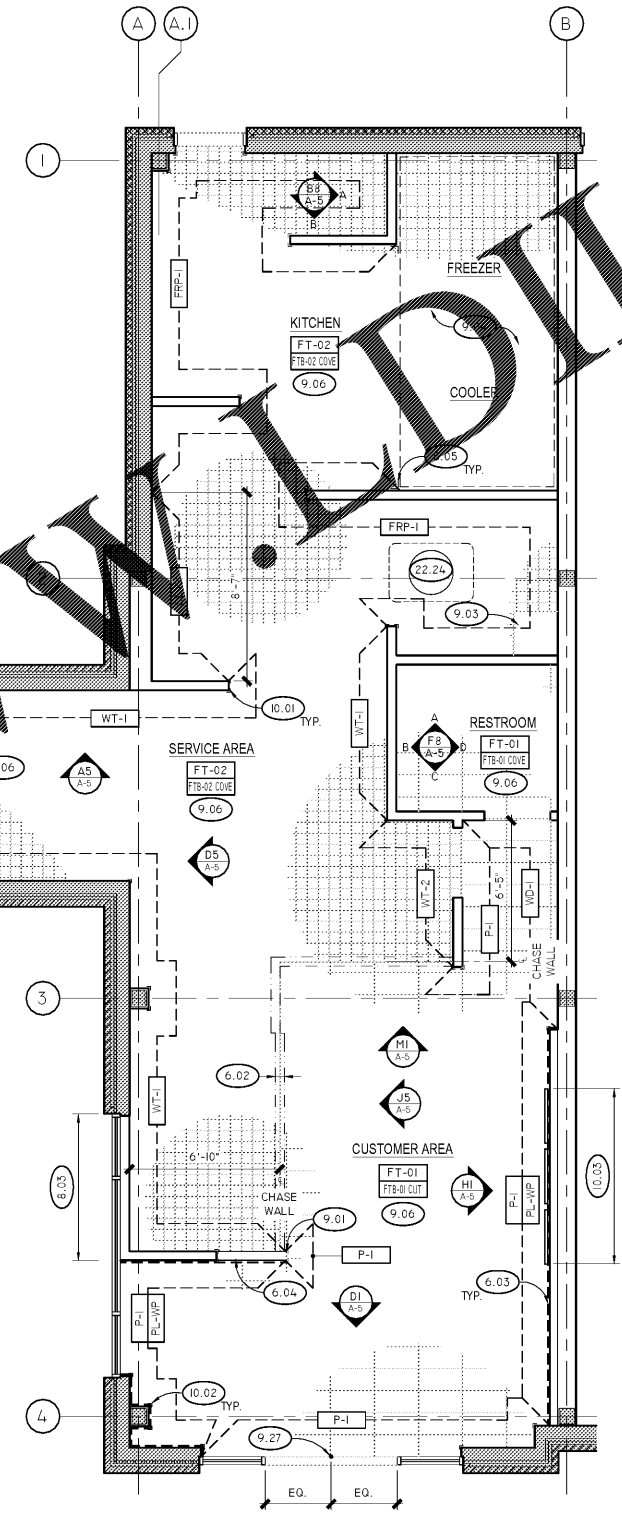
NOTE: FASTEN CHAIR RAIL TO STUDS. PROVIDE FIRE TREATED WOOD BLOCKING AS REQ'D.



F1 CHAIR RAIL DETAIL
SCALE: 1-1/2" = 1'-0"



B1 WALL CAP DETAIL
SCALE: 3" = 1'-0"



J1 FINISH PLAN - FLAVOR PALETTE NEXT GEN
SCALE: 1/4" = 1'-0"

Order Plans



dunkin' brands.
STORE #357281
JEFFERSON DAVIS HWY
DUMFRIES, VA

REVISION		
No.	DATE	DESCRIPTION

DWG DATE: 06-29-2018
DRAWN BY: STAFF
PROJECT No: 17157
DWG TITLE:

FINISH PLAN

SHEET No.
A-4