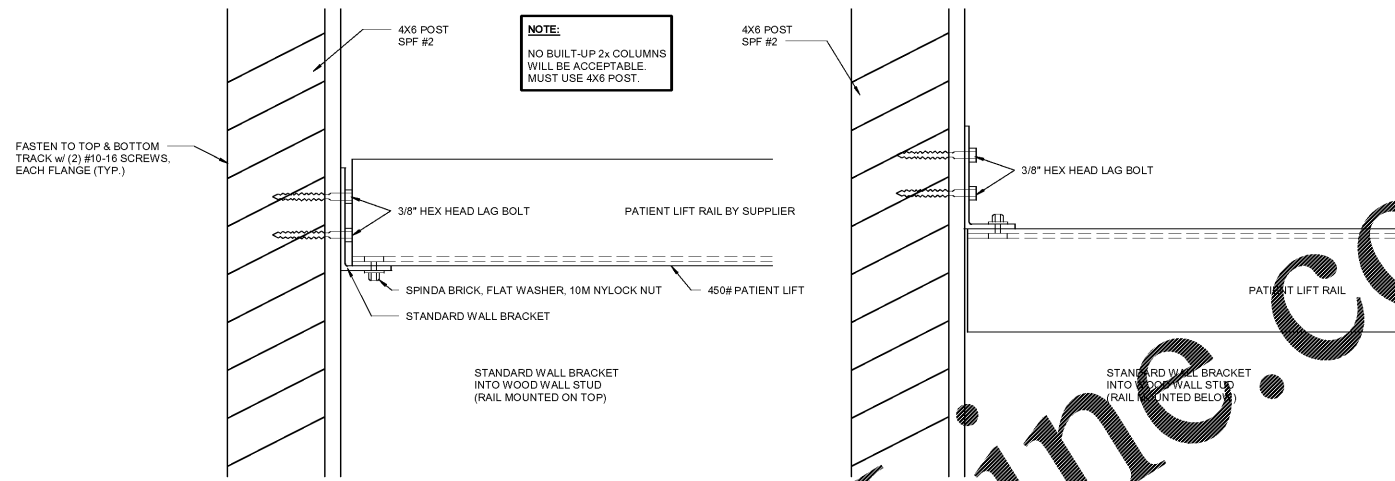
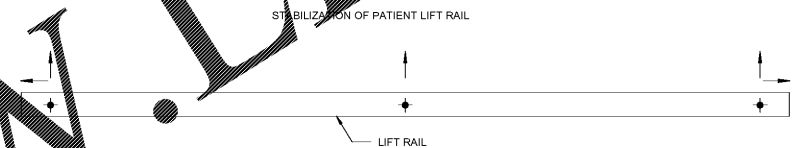


Order Plans @



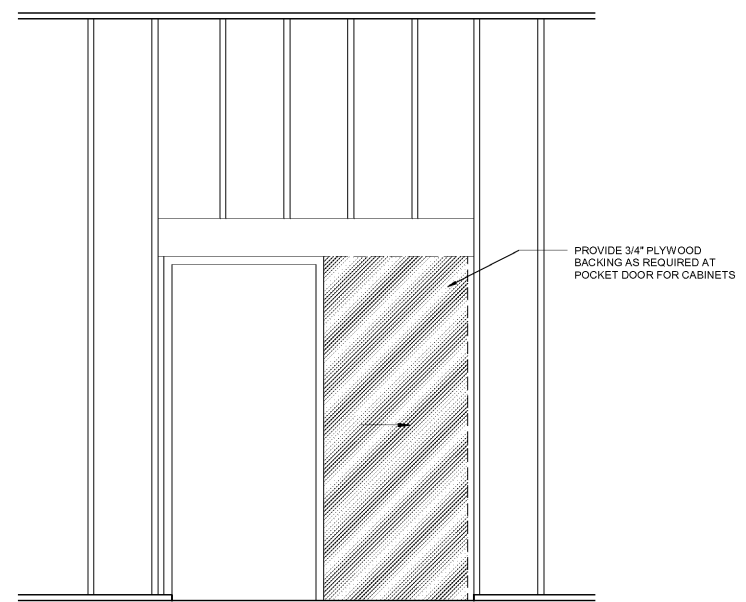
\* TENANT GC IS RESPONSIBLE FOR PROVIDING & INSTALLING 4x6 POST IN WALL ON EACH SIDE OF RAIL FOR WALL BRACKET ATTACHMENT.

1 WALL MOUNT CHAIR LIFT DETAIL  
A7.2 NOT TO SCALE



INDICATES DIRECTION OF STABILIZATION. STABILIZERS MAY BE SHIFTED 180° IF OBJECTS WITHIN CEILING INTERFERE w/ STABILIZER PLACEMENT. EACH RAIL SYSTEM STABILIZED IN BOTH LATERAL DIRECTIONS AS SHOWN.

2 LIFT RAIL STABILIZATION DETAIL  
A7.2 NOT TO SCALE



3 POCKET DOOR BLOCKING DETAIL  
A7.2 NOT TO SCALE

**EXCEL**  
ARCHITECTS • ENGINEERS • SURVEYORS  
123 CAMELOT DRIVE  
FOUNTSVILLE, WI 54935  
PHONE: (920) 926-9800  
WWW.EXCELENGINEER.COM

COLLABORATION  
**AspenDental**

**PROJECT INFORMATION**  
PROJECT NUMBER 1823380

TENANT BUILD-OUT FOR:  
**ASPEN DENTAL**  
4011 WARDS ROAD • LYNCHBURG, VA 24502

PROFESSIONAL SEAL

**SHEET DATES**

SHEET ISSUE	MAY 31, 2018
REVISIONS	

**SHEET INFORMATION**  
DETAILS  
SHEET NUMBER  
**A7.2**