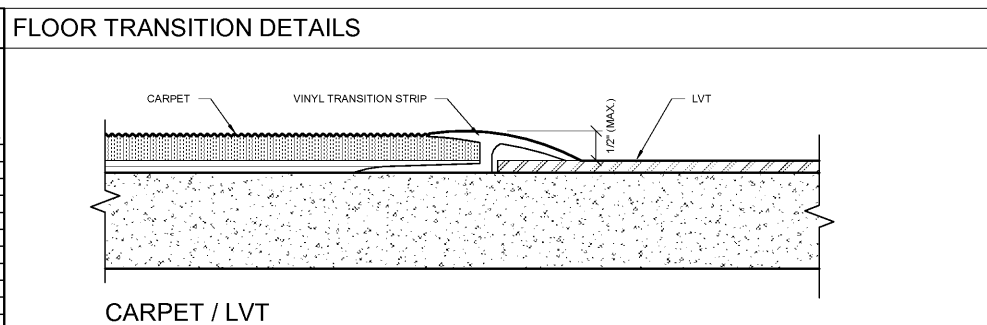


ROOM NUMBER	ROOM NAME	FLOOR	BASE	WALLS	CEILING	CEILING HEIGHT	REMARKS
101	RECEPTION	LVT-1/CPT	B1		C1	10'-2"	
102	MEN'S RESTROOM	LVT-1	B2	ACROVYN/PT#3	C1	10'-2"	2.
103	BUSINESS OFFICE	CPT	B1		C1	10'-2"	1.
104	HALLWAY	CPT	B1	PT#4	C1	10'-2"	
105	INTRA-ORAL X-RAY	LVT-2	B1		C1	10'-2"	
106	PANORAMIC X-RAY	LVT-2	B1		C1	10'-2"	
107	HALLWAY	LVT-2	B1	PT#4	C1	9'-0"	1.
108	STORAGE	LVT-2	B1	PT#1	C1	10'-2"	
109	CONSULTATION	CPT	B1	PT#1	C1	10'-2"	
110	MANAGER/DOCTOR OFFICE	CPT	B1	PT#2	C1	10'-2"	
111	LAB	LVT-2	B1	PT#5	C1	9'-0"	4.
112	TR. #1	LVT-2	B1		C1	10'-2"	
113	HALLWAY	LVT-2	B1	PT#4	C1	9'-0"	1.
114	TR. #2	LVT-2	B1		C1	10'-2"	
115	WOMEN'S RESTROOM	LVT-1	B2	ACROVYN/PT#3	C1	9'-0"	2.
116	MECHANICAL ROOM	CONC	B1	FRP#1/PT#5	C1	9'-0"	3.
117	BREAK ROOM	LVT-2	B1	PT#2	C1	10'-2"	
118	HALLWAY	LVT-2	B1		C1	10'-2"	1.
119	TR. #7	LVT-2	B1		C1	10'-2"	1.
120	TR. #6	LVT-2	B1		C1	10'-2"	1.
121	STERILIZATION	LVT-2	B1	PT#1	C1	10'-2"	
122	TR. #5	LVT-2	B1		C1	10'-2"	
123	TR. #4	LVT-2	B1		C1	10'-2"	1.
124	TR. #3	LVT-2	B1		C1	10'-2"	1.

ROOM FINISH REMARKS:

- SEE FINISH PLAN FOR WALL FINISHES IN THIS ROOM
- ACROVYN PURCHASED THROUGH A NATIONAL ACCOUNT - SEE SHEET T2.1 PROVIDE SARATOGA SERIES (#72 CLASSIC MAPLE FINISH) ACROVYN WALL SYSTEM TO 42" A.F.F. INCLUDE 4" BASE, 2 VERTICAL SEAMS/CORNERS & 2" TOP CAP. REMAINDER OF WALL TO BE PAINTED PT#3. GRAIN TO BE INSTALLED VERTICALLY.
- (FRP#1) PROVIDE FRP TO 42" AFF ON ALL WALLS & PAINT THE REMAINDER OF WALL ABOVE PT#5. FRP SPECIFICATION: CRANE COMPOSITES GLASBORD WHITE OR EQUAL
- (FRP#1) PROVIDE FRP FROM FLOOR TO CEILING - SEE PLAN FOR LOCATION. FRP SPECIFICATION: CRANE COMPOSITES GLASBORD WHITE OR EQUAL



HOLLOW METAL DOOR & FRAME PAINT:

BAC COLORANT	OZ	32	64	128
B1-BLACK	-	56	1	1
N1-RAW UMBER	-	7	-	-
R2-MAROON	-	11	-	-
Y3-DEEP GOLD	-	52	1	1

CEILING

C1	MATERIAL:	24"x24" ACOUSTICAL PANEL CEILING
	MANUF:	ARMSTRONG
	ITEM:	DUNE #1774

* ALL CEILING HEIGHTS ARE AS STATED OR 2" ABOVE WINDOWS

* ALL CEILING HEIGHTS TO BE VERIFIED TO ALLOW REQ'D CLEARANCES FOR ALL M.E.P. FIXTURES. HOLD CEILINGS AS TIGHT AS POSSIBLE. CONTACT EXCEL ENGINEERING INC. IF ANY ISSUES OCCUR WITH CEILING HEIGHTS.

* ANY CEILING TILE ALTERNATES TO BE SUBMITTED TO ASPEN FOR APPROVAL.

* CEILING GRID TO BE 15/16" PRELUDE XL, COLOR: WHITE, 7300 SERIES.

WALL COVERINGS

SHERWIN WILLIAMS - SHERWIN WILLIAMS PRO-MAR 200 PAINT IN EGGSHELL FINISH. ALL WALLS TO HAVE (1) COAT PRIMER & (2) COATS PAINT (MIN.) WALL COVERINGS BY EYKON. PREP WALLS AS REQ'D BY MANUF. INSTRUCTIONS

PT#	NAME	DESCRIPTION
PT#1	-SW6381 ANJOU PEAR	*UNDERSIDE OF ALL HEADERS TO MATCH COLOR OF ADJACENT WALL UNLESS NOTED OTHERWISE.
PT#2	-SW7033 BRAINSTORM BRONZE	
PT#3	-SW6439 GREENFIELD	
PT#4	-SW6150 UNIVERSAL KHAKI	
PT#5	-SW7001 MARSHMALLOW	
PT#6	-SW6163 GRASSLAND	

DOOR COLOR:

MOHAWK DOOR COMPANY

TYPE: VENEER 5, ROTARY BIRCH SELECT WHITE

COLOR: CLEAR COAT

DOORS TO BE FACTORY PRE-FINISHED

FLOORING

ASPEN DENTAL WILL DIRECT PURCHASE ALL FLOORING THROUGH A NATIONAL ACCOUNT. (CARPET, WALK-OFF, LVT, VCT, COVE BASE, TRANSITIONS, GLUES) FOR THE JOB. TO RELEASE FLOORING PRODUCT, PLEASE CONTACT CARPET WHOLESALE INC. MR. PAUL KRAWCZYK AT (315) 422-1489 OR E-MAIL aspental@sposatoflooring.com

-SEE CONTRACT SCHEDULE FOR REQUIRED MATERIAL ORDER DATES

-SEE ASPEN DENTAL'S CONSTRUCTION CLEAN SPEC. FOR FLOOR CARE OF RECEPTION + OFFICE (LVT) AREAS.

RECEPTION AND OFFICE AREAS:

CPT CARPET TILE:

- MANNINGTON CANOPY II 24X24" TILE
- COLOR: 43240 WILDE (ASHLAR PATTERN)

WOC WALK OFF CARPET:

- MANNINGTON TRAVERSE WALK-OFF TILE
- COLOR: 8407 OCHRE OWL
- STRAIGHT PATTERN (ALL ARROWS SAME DIRECTION)

LVT-1 VINYL TILE:

- ARMSTRONG LVT LINE
- 18"x18" NATURAL CREATIONS - OAKTERRA INSTALL
- MYSTIX_T1782 JET NATURAL

LVT-2 VINYL TILE:

- ARMSTRONG LVT LINE
- 16"x16" NATURAL CREATIONS - GOLDEN HARVEST - LINEAR INSTALL

B1 BASE:

- ROPPE RUBBER BASE #194 BURN UMBER

CONC POLISHED CONCRETE

- 3 COATS
- NOTE: LEAVE ALL EXTRA TILES IN MECHANICAL ROOM AT END OF JOB

NOTE: BEFORE THE FLOORING INSTALLATION TAKES PLACE THE FOLLOWING MOISTURE LIMITS MUST BE ACHIEVED: LVT AREAS 85% RH OR 8 LBS. MVER, CARPET TILE AREAS 85% RH OR 8 LBS MVER. THESE TESTS SHOULD BE CONDUCTED IN STRICT ACCORDANCE WITH THE LATEST EDITION OS ASTM F-2010 & ASTM F-1869.

100 PAMELOT DRIVE
FOUNTAIN LAKE, WI 54935
PHONE: (920) 926-9800
WWW.EXCELENGINEER.COM

COLLABORATION

PROJECT INFORMATION

PROJECT NUMBER 1823380

TENANT BUILD-OUT FOR:
ASPEN DENTAL
4011 WARDS ROAD • LYNCHBURG, VA 24502

PROFESSIONAL SEAL

SHEET DATES

SHEET ISSUE MAY 31, 2018

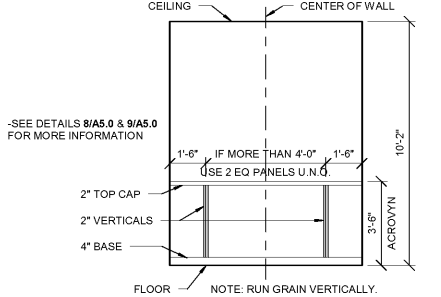
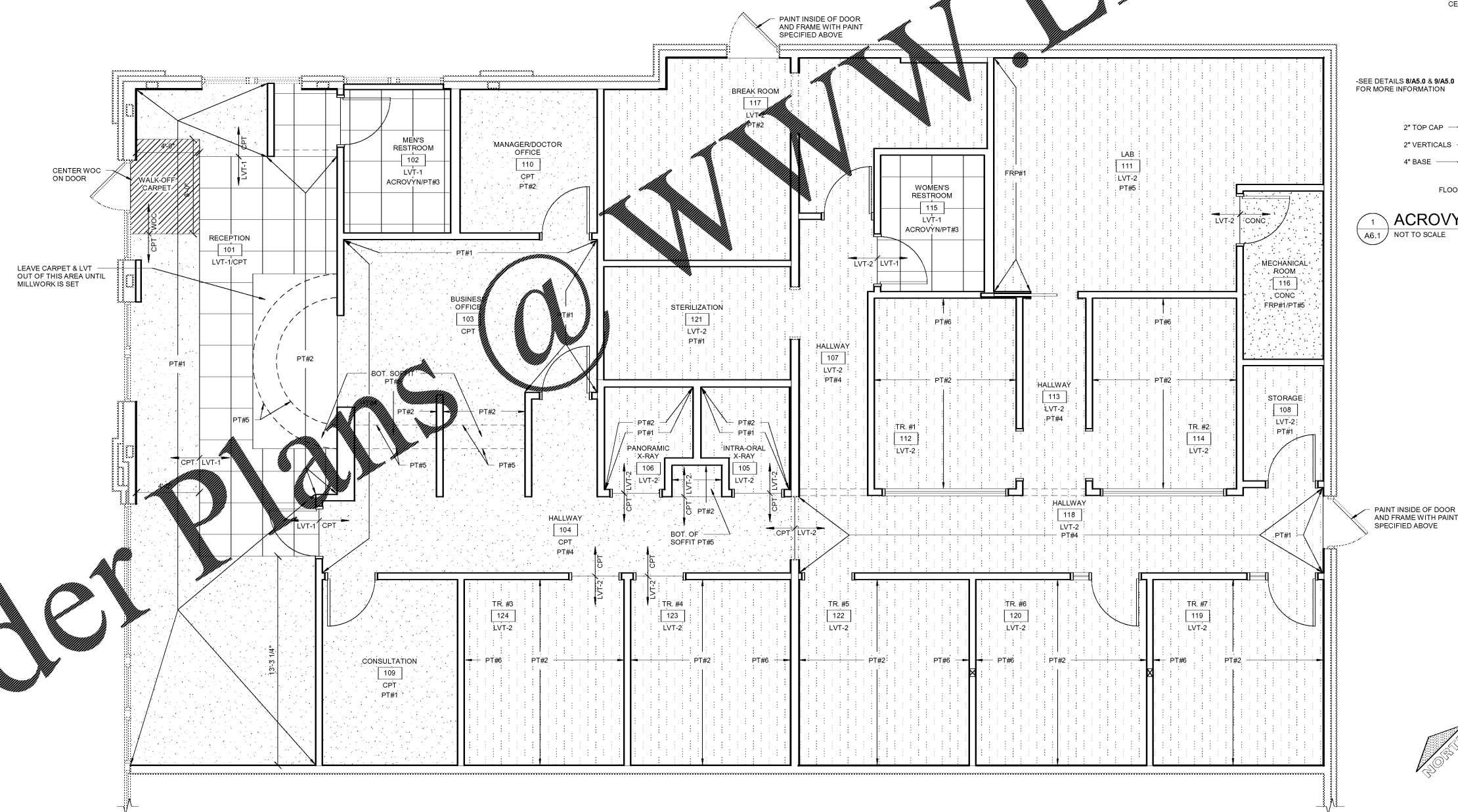
REVISIONS

SHEET INFORMATION

ROOM FINISH PLAN & SCHEDULE

SHEET NUMBER **A6.1**

2017 © EXCEL ENGINEERING, INC.



1 ACROVYN WALL PANEL DETAIL
A6.1 NOT TO SCALE

Order Plans @ WWW.LDMLINE.COM