

FLOOR PLAN KEYNOTES

- 1 WALL MOUNTED LCD TV G.C. TO PROVIDE APPROPRIATE BLK'G AT 72" A.F.F. TV SHALL NOT PROTRUDE INTO SPACE MORE THAN 4" MAX.
- 2 LOCKERS
- 3 SHELVING BY MILLWORK VENDOR
- 4 SOFFIT ABOVE - REFER TO SHEET A7.1
- 5 ALUMINUM FRAMED TRANSOM LIGHT ABOVE. SEE AL-3 ON SHEET A3.0 AND ADDITIONAL INFO
- 6 ALUMINUM FRAMED TRANSOM LIGHT ABOVE. SEE AL-2 ON SHEET A3.0 AND ADDITIONAL INFO
- 7 FILING CABINETS
- 8 SHELVES
- 9 WALL MOUNTED LCD TV G.C. TO PROVIDE APPROPRIATE BLK'G AT 60" A.F.F. TV SHALL NOT PROTRUDE INTO SPACE MORE THAN 4" MAX.
- 10 ARTICULATOR RACK
- 11 PLASTER CART
- 12 PHONE CABINET
- 13 ELECTRICAL PANEL
- 14 PHONE BOARD
- 15 BOTTLE FILLING STATION
- 16 REFRIGERATOR BY OTHERS
- 17 EQUIPMENT BY OTHERS
- 18 (4) FIRE EXTINGUISHER BY TENANT - SEE DETAIL 7/A5.1
- 19 EXISTING EXTERIOR BUILDING SHELL WALL, TYP.
- 20 PLUMB. CONTRACTOR TO COORDINATE CLEARANCES REQ'D FOR ADMIN SUPPLIED EQUIPMENT PRIOR TO INSTALLING WATER HEATER / MOP SINK
- 21 WATER DISTILLER
- 22 TENANT'S CONTRACTOR TO COORDINATE ALL EQUIPMENT BLOCKING & UTILITIES PRIOR TO INSTALLING 5/8" GYP. BD. - GYP. BD. TO BE TAPE AND SANDED TO ACCEPT TENANT'S WALL FINISHES
- 23 PROVIDE PROPER WALL FRAMING AS REQ'D FOR POCKET DOOR. INSTALL ALUMINUM DOOR FRAME REQ'D FOR POCKET DOOR. SEE DOOR SCHEDULE FOR TYPE OF DOOR AND HARDWARE
- 24 EXISTING TENANT DEMISING WALL. CONTRACTOR TO VERIFY WALL RATING WITH SHELL DOCUMENTS AND PROVIDE CORRECT FIRE TREATED BLOCKING & FIRE CAULK AT ALL PENETRATIONS TO MAINTAIN RATING AS REQ'D. CONTRACTOR TO INSTALL 1" LAYER 5/8" GYP. BD. ON TENANT SIDE. GYP. BD. TO BE TAPED AND SANDED TO ACCEPT TENANT'S WALL FINISHES.
- 25 SAW CUT AND REMOVE EXISTING FLOOR SLAB & REPLACE AS REQ'D (IF APPLICABLE) FOR UTILITY BOXES G.C. TO COORDINATE - SEE DETAIL D-3A/MD
- 26 TENANT'S G.C. TO PROVIDE AND INSTALL MASTER LOCK 5401D WALL-MOUNTED KEY STORAGE BOX ON EXTERIOR OF BUILDING AT 48" TO CENTER PLACE AT RIGHT OF LEFT OF DOOR (PREFERRED LOCATION TO BE ON LATCH SIDE OF DOOR)
- 27 PROVIDE WOOD BLOCKING AS REQ'D FOR UPPER CABINETS AT POCKET DOOR LOCATION. SEE DETAIL 3/A7.2
- 28 SEE AL-1 ALUMINUM ELEVATION ON SHEET A3.0 FOR ADDITIONAL INFO
- 29 SEE AL-4 ALUMINUM ELEVATION ON SHEET A3.0 FOR ADDITIONAL INFO
- 30 50-SWHP-W WATER HEATER WALL HUNG SHELF. SEE DETAIL 6/A5.2 FOR BACKING - SEE PLUMBING FOR MORE INFORMATION
- 31 CHAIR LIFT RAIL W/ POSTS AT EACH END - SEE SHEETS A7.1 AND A7.2 FOR MORE INFORMATION
- 32 GYP. BOARD BY TENANT - GYP. TO EXTEND TO DECK AT PERIMETER WALLS. SEE DETAIL 1/A1.1
- 33 INSTALL FRP (FIBER-REINFORCED PLASTIC) BEHIND THE SINK AND PLESTER REAR AREA FROM FLOOR TO CEILING
- 34 G.C. TO VERIFY REAR DOOR HARDWARE HAS ADAMS RITE 4590 LATCH PADDE DEVICE & TO PROVIDE IF IT DOES NOT.
- 35 ALL FLOOR DRAINS BOXED OUT 3"x3" & POURED BACK AFTER SLAB SO PROPER SLOPE IN FLOOR IS ESTABLISHED. SEE PLUMBING FOR MORE INFORMATION.
- 36 GC TO VERIFY IF A KNOX BOX IS EXISTING. IF NOT, LANDLORD IS TO PROVIDE AND COORDINATE LOCATION WITH FIRE MARSHAL
- 37 PROVIDE GYP. BD. RETURN TO FRAME. PROVIDE VINYL J TRIM & SEALANT (TYP.)
- 38 WALL INFILL TO BE INSULATED WITH BATT INSULATION BY ASPEN GC
- 39 BLACK SPANDREL GLAZING (FULL HEIGHT) BY LANDLORD
- 40 INFILL WINDOW OPENING WITH STUD FRAMING AND GYP. BD. TO FULL HEIGHT AS REQ'D TO MATCH ADJACENT WALLS
- 41 7" SHELVING
- 42 2 LAYERS OF GYP. BOARD BY TENANT
- 43 EXISTING 2x8 WOOD SHEAR WALL. 1 NEW LAYER OF GYP BD EACH SIDE BY TENANT U.N.O.

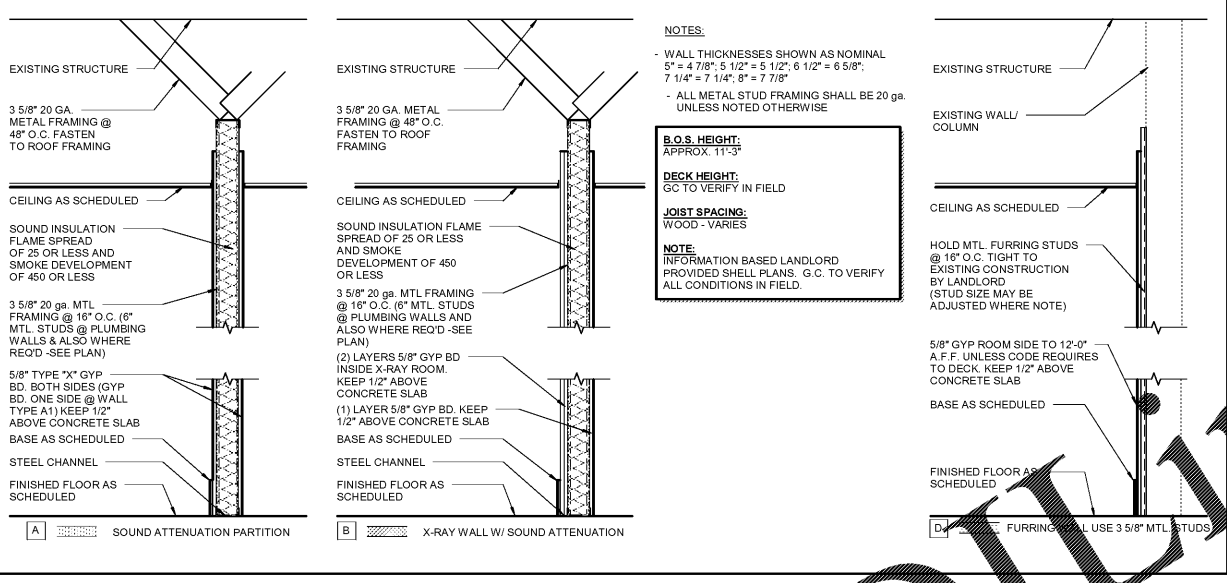
MILWORK NOTES



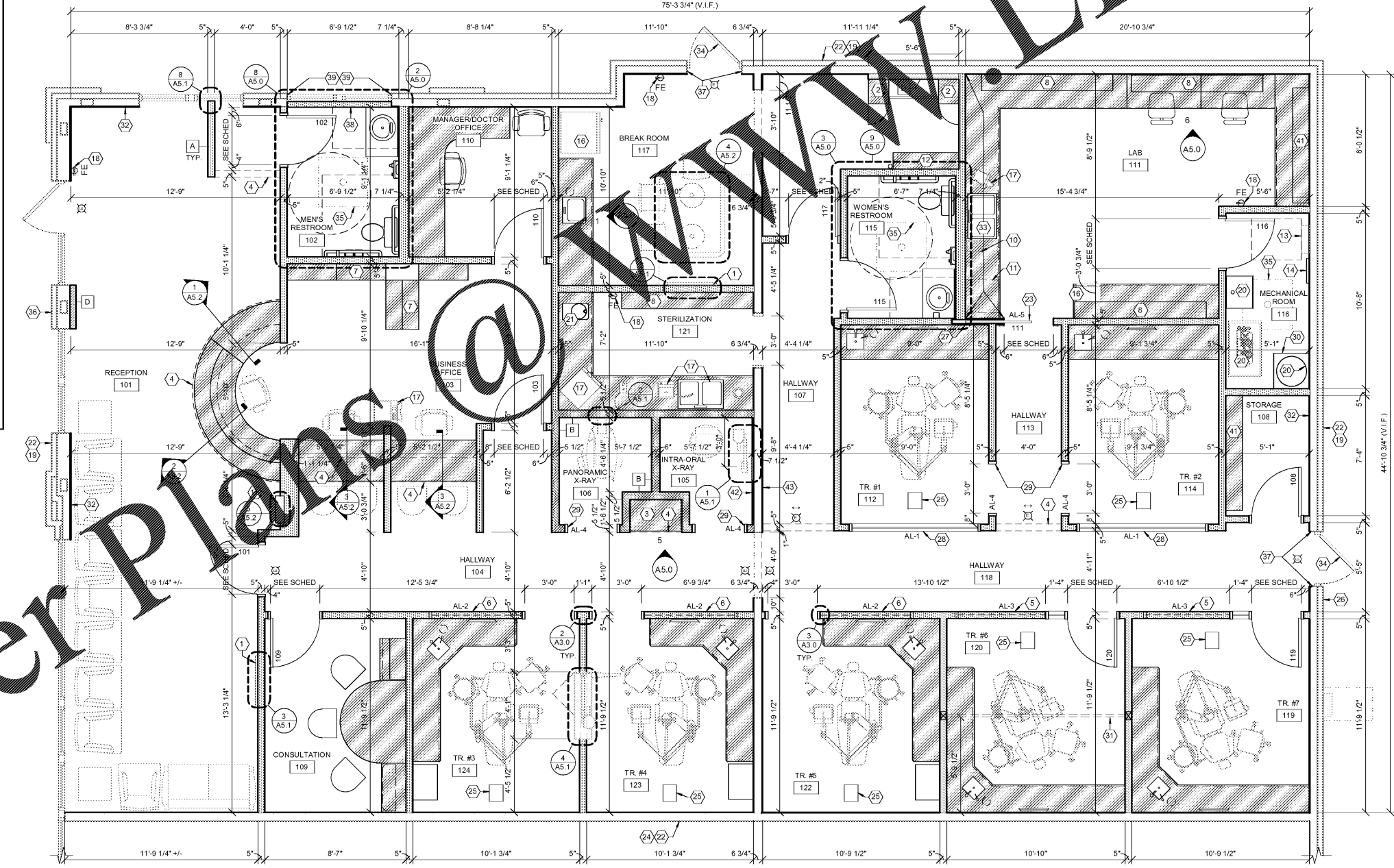
SILL PROFILE

ALL MILLWORK SHOWN HATCHED IS NOT IN CONTRACT & IS TO BE PART OF SEPARATE PACKAGE PROVIDED BY OWNERS MILLWORK VENDOR. G.C. SHALL BE RESPONSIBLE FOR COORDINATING DELIVERY OF MILLWORK AND PROVIDING AND INSTALLING ALL REQUIRED UTILITIES FOR A COMPLETE WORKING SYSTEM UNLESS NOTED OTHERWISE, TYP.

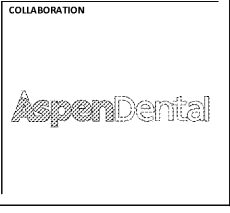
PARTITION TYPES



1 GYP. @ PERIMETER WALLS
NOT TO SCALE



FLOOR PLAN
SCALE: 1/4" = 1'-0"



PROJECT INFORMATION
PROJECT NUMBER 1823380

TENANT BUILD-OUT FOR:
ASPEN DENTAL
4011 WARDS ROAD • LYNCHBURG, VA 24502

PROFESSIONAL SEAL

SHEET DATES

SHEET ISSUE	MAY 31, 2018
REVISIONS	

SHEET INFORMATION
FLOOR PLAN
SHEET NUMBER
A1.1