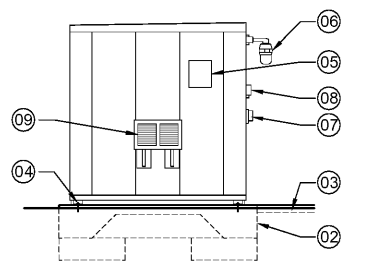
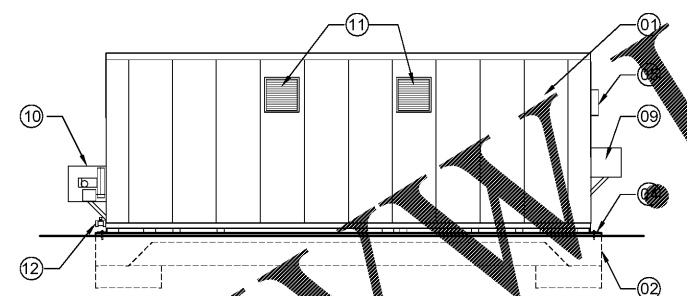


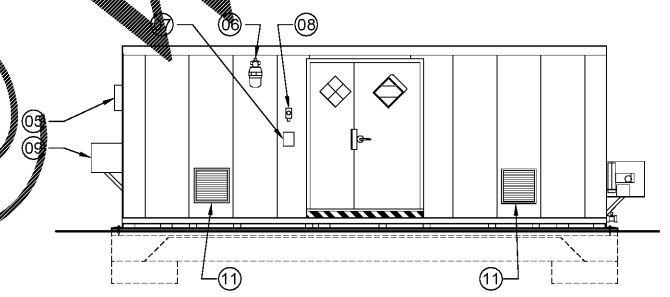
E3 SIDE ELEVATION SCALE: 1/4" = 1'-0"



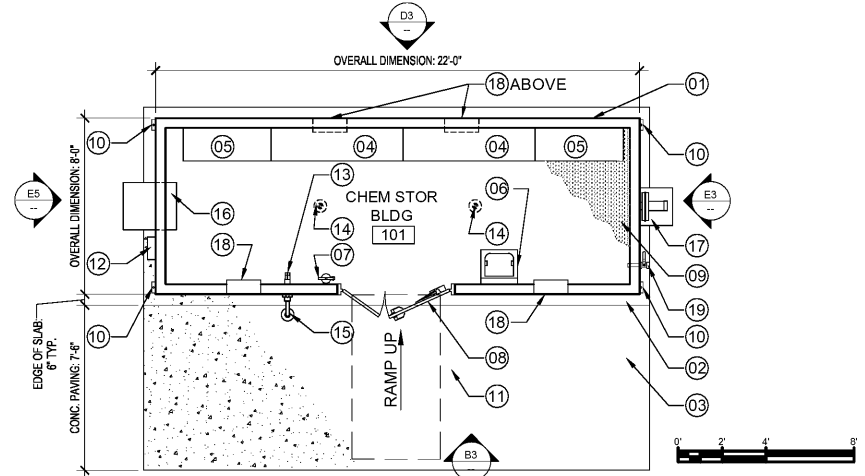
E5 SIDE ELEVATION SCALE: 1/4" = 1'-0"



D3 REAR ELEVATION SCALE: 1/4" = 1'-0"



B3 FRONT ELEVATION SCALE: 1/4" = 1'-0"



A3 FLOOR PLAN SCALE: 1/4" = 1'-0"

ELEVATION NOTES

- 01 PREFAB STORAGE BUILDING
- 02 CONCRETE BUILDING SLAB AND FOOTINGS - COORDINATE W/STRUCTURAL
- 03 CONCRETE PAVING - COORDINATE W/CIVIL
- 04 BASE-PLATES W/SLAB ANCHORS
- 05 LOAD CENTER - COORDINATE WITH ELECTRICAL
- 06 EXPLOSION PROOF EXTERIOR LIGHT FIXTURE
- 07 EXPLOSION PROOF SWITCH IN WEATHER-PROOF ENCLOSURE
- 08 EXPLOSION PROOF/WEATHER-PROOF INDICATOR LAMP
- 09 EXPLOSION PROOF THRU-WALL AC UNIT
- 10 EXPLOSION PROOF MECHANICAL EXHAUST
- 11 MECHANICAL VENT
- 12 SUMP DRAIN W/LOCKABLE VALVE

GENERAL NOTES


- 1. PROVIDE PREFABRICATED HAZMAT STORAGE BUILDING MODEL B3800 BY SECURALL/A & A SHEET METAL PRODUCTS, INC. OR PRIOR APPROVED EQUAL.
- 2. BUILDING TO BE ANCHORED TO CONCRETE PAD PER MANUFACTURER'S RECOMMENDED ANCHORING DETAILS.
- 3. COORDINATE WITH STRUCTURAL DRAWINGS FOR FOUNDATION AND FOOTING DETAILS.
- 4. COORDINATE WITH ELECTRICAL DRAWINGS FOR ELECTRICAL SERVICE TO BUILDING.

FLOOR PLAN NOTES

- 01 2 HOUR RATED STORAGE BUILDING WALLS w/ R-11 INSULATION
- 02 REINFORCED CONCRETE BUILDING SLAB ON 10 MIL VAPOR BARRIER ON POUROUS FILL - COORDINATE W/STRUCTURAL
- 03 CONCRETE PAVING - COORDINATE W/CIVIL
- 04 16"D x 72"W SHELVING (FOUR TIERS)
- 05 16"D x 48"W SHELVING (FOUR TIERS)
- 06 16 GALLON CAPACITY PORTABLE EYEWASH STATION EQUAL TO HONEYWELL "FENDALL PORTA STREAM II"
- 07 PORTABLE FIRE EXTINGUISHER W/WALL BRACKET
- 08 60"Wx80"H DOUBLE DOOR (36" WIDE ACTIVE LEAF)w/CLOSER. PROVIDE LATCH GUARD EQUAL TO HAGER 340D-US2C
- 09 FIBERGLASS FLOOR GRATING w/1/4 GA. SAFETY PLANKS BELOW
- 10 5x6 7 GA GALVANNEAL ANGLE WELDED TO BASE FRAME w/CONTINUOUS WELD. SECURE TO CONCRETE BUILDING SLAB w/MANUFACTURER'S RECOMMENDED ANCHOR AND MINIMUM EMBEDMENT
- 11 PORTABLE RAMP- 10.75" H x 48"W x 88"L STEEL RAMP w/SKID-RESISTANT FINISH
- 12 LOAD CENTER - NEMA 3R 120/240 V - COORDINATE w/ELECTRICAL
- 13 GFCI SINGLE OUTLET- EXPLOSION PROOF w/WEATHERPROOF COVER (20 AMP, 125V) - COORDINATE w/ELECTRICAL
- 14 28W LED EXPLOSION PROOF CEILING MOUNTED LIGHT FIXTURE w/SWITCH - COORDINATE w/ELECTRICAL
- 15 28W LED EXPLOSION PROOF WALL MOUNTED EXTERIOR LIGHT FIXTURE w/PHOTOCELL - COORDINATE w/ELECTRICAL
- 16 EXPLOSION PROOF THRU-WALL AC UNIT - COORDINATE w/MECHANICAL
- 17 EXPLOSION PROOF MECHANICAL EXHAUST COORDINATE w/MECHANICAL AND ELECTRICAL
- 18 18x18 ADJUSTABLE VENT w/INSULATED COVER PLANKS BELOW
- 19 SUMP DRAIN WITH LOCKABLE VALVE, 2" NPT

PROJECT TITLE
**CITY OF BIRMINGHAM
 PARKS & RECREATION
 PRE-FABRICATED
 BUILDING PACKAGE**

SITE
 COB PUBLIC WORKS
 800 GOLDEN FLAKE DR.
 BIRMINGHAM AL 35205



STAMP

STUDIO 2H DESIGN
 1721 4TH AVENUE
 NORTH, SUITE 101
 BIRMINGHAM, AL 35203
 www.studio2hd.com

OFFICE: 205-264-9988
 FAX: 205-264-9992

NOT FOR CONSTRUCTION
 RELEASED FOR CONSTRUCTION

DATE: AUGUST 23, 2017

DRAWN BY: SAM

REVIEWED BY: NH

REUSE OF DOCUMENTS

THIS DOCUMENT, THE IDEAS AND DESIGNS INCORPORATED HEREIN, IS AN INSTRUMENT OF STUDIO 2H DESIGN, LLC AND MUST NOT BE USED IN WHOLE OR IN PART, FOR ANY OTHER PROJECT WITHOUT THE WRITTEN AUTHORIZATION OF STUDIO 2H DESIGN, LLC

NOLANDA HATCHER & CREGG HOSKINS

REVISIONS

Revision	Date	Description

SHEET TITLE
**CHEMICAL STORAGE
 BUILDING PLANS &
 ELEVATIONS**

DRAWING NUMBER
A2.4

PROJECT NUMBER
201626

Order Plans @ WWW.WLDILine.com