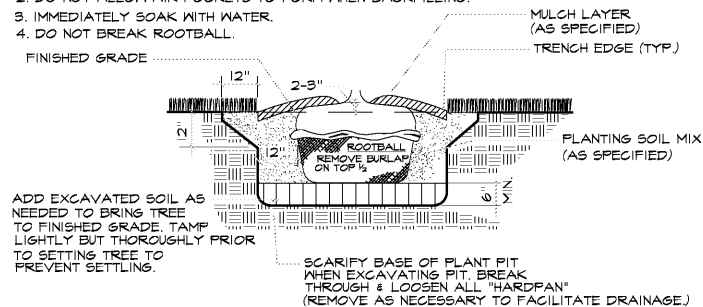


**GENERAL NOTES:**

1. SEE SPECIFICATIONS FOR DRAINAGE TEST REQUIREMENTS PRIOR TO PLANTING, SEC. 02900.
2. DO NOT ALLOW AIR POCKETS TO FORM WHEN BACKFILLING.
3. IMMEDIATELY SOAK WITH WATER.
4. DO NOT BREAK ROOTBALL.

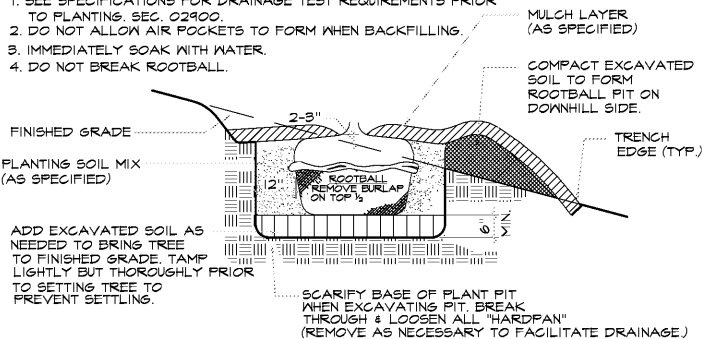


**PLANTING PROCEDURE**

1. EXCAVATE ROOTBALL PIT.
2. ADD EXCAVATED SOIL & TAMP. SET TREE SUCH THAT TOP OF ROOTBALL IS 2-3" HIGHER THAN FINISHED GRADE.
3. BACKFILL W/ SOIL MIX & "WATER IN".
4. COMPLETE BACKFILLING, CONSTRUCT TRENCH EDGE & ADD SPECIFIED MULCH.
5. STAKE & GUY SECURELY.

**GENERAL NOTES:**

1. SEE SPECIFICATIONS FOR DRAINAGE TEST REQUIREMENTS PRIOR TO PLANTING, SEC. 02900.
2. DO NOT ALLOW AIR POCKETS TO FORM WHEN BACKFILLING.
3. IMMEDIATELY SOAK WITH WATER.
4. DO NOT BREAK ROOTBALL.

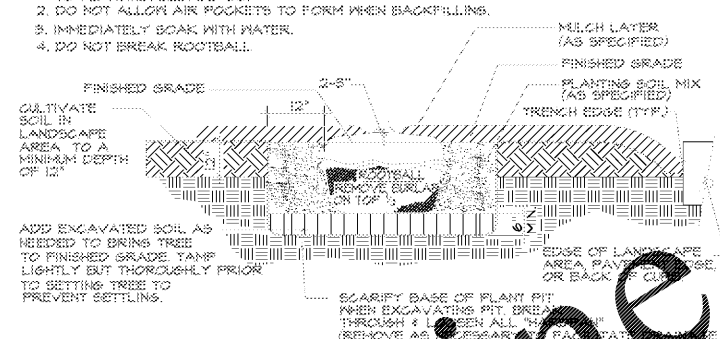


**PLANTING PROCEDURE**

1. EXCAVATE ROOTBALL PIT.
2. ADD EXCAVATED SOIL & TAMP. SET TREE SUCH THAT TOP OF ROOTBALL IS 2-3" HIGHER THAN FINISHED GRADE.
3. BACKFILL W/ SOIL MIX & "WATER IN".
4. COMPLETE BACKFILLING, CONSTRUCT PIT ON LOWER SIDE, TRENCH EDGE & ADD MULCH.
5. STAKE & GUY SECURELY.

**GENERAL NOTES:**

1. SEE SPECIFICATIONS FOR DRAINAGE TEST REQUIREMENTS PRIOR TO PLANTING, SEC. 02900.
2. DO NOT ALLOW AIR POCKETS TO FORM WHEN BACKFILLING.
3. IMMEDIATELY SOAK WITH WATER.
4. DO NOT BREAK ROOTBALL.



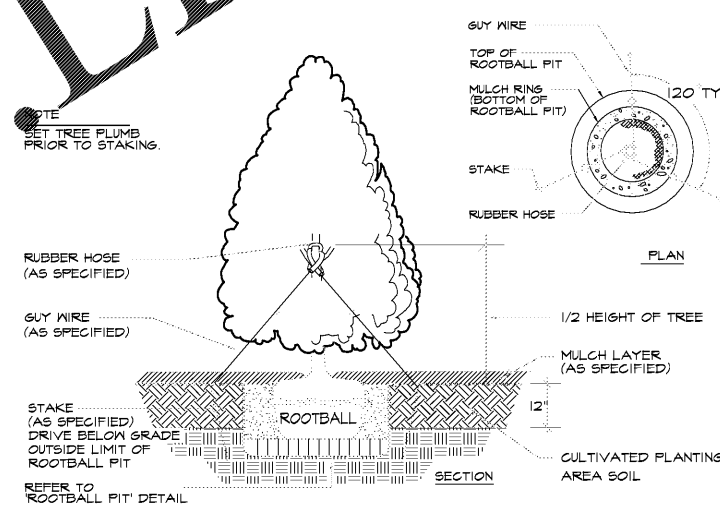
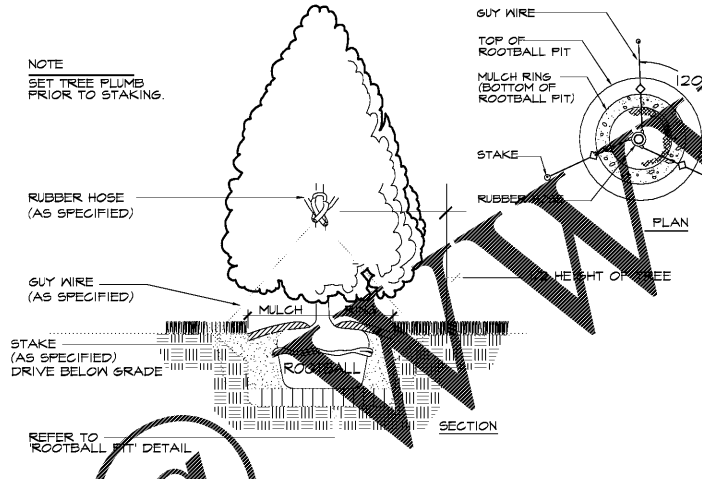
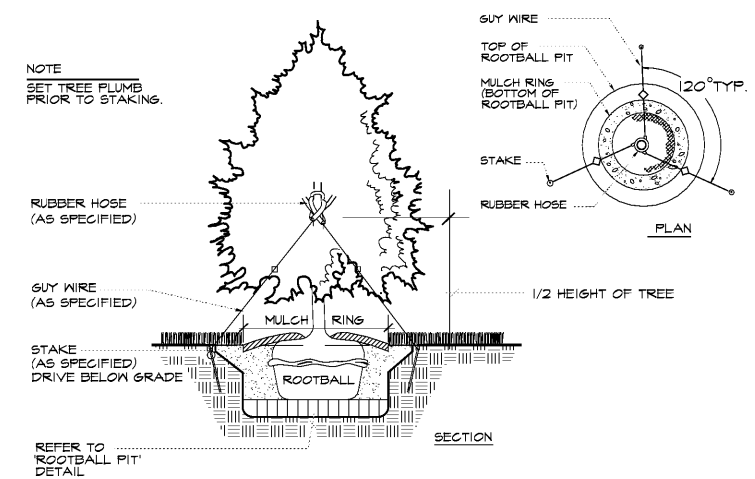
**PLANTING PROCEDURE**

1. EXCAVATE ROOTBALL PIT.
2. ADD EXCAVATED SOIL & TAMP. SET TREE SUCH THAT TOP OF ROOTBALL IS 2-3" HIGHER THAN FINISHED GRADE.
3. BACKFILL W/ SOIL MIX & "WATER IN".
4. COMPLETE BACKFILLING, CONSTRUCT TRENCH EDGE & ADD SPECIFIED MULCH.
5. STAKE & GUY SECURELY.

**A** TYPICAL TREE ROOTBALL PIT  
LD-1 N.T.S.

**B** TREE ROOTBALL PIT (ON SLOPE)  
LD-2 N.T.S.

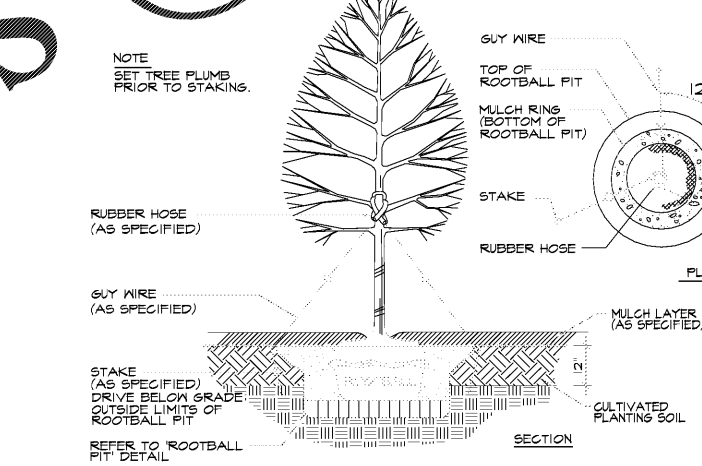
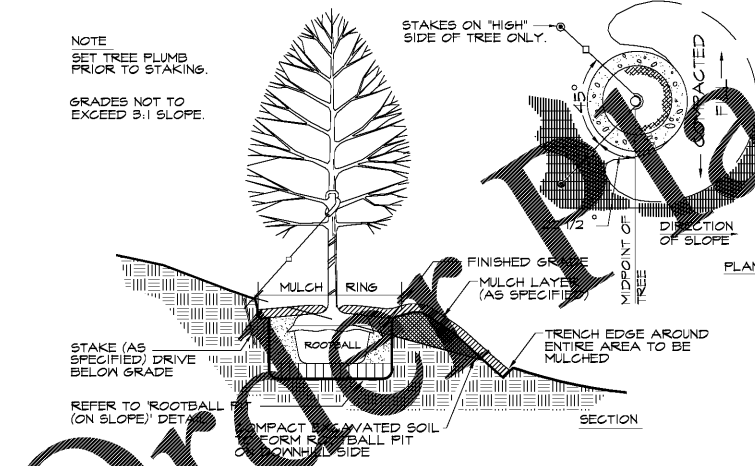
**A** TYPICAL TREE ROOTBALL PIT IN LANDSCAPED AND MULCHED PLANTING AREA  
LD-3 N.T.S.



**E** EVERGREEN (CONIFER) TREE STAKING AND GUYING  
LD-4 N.T.S.

**A** EVERGREEN (RADICAL) TREE STAKING AND GUYING  
LD-5 N.T.S.

**A** EVERGREEN TREE STAKING AND GUYING IN CULTIVATED AND MULCHED PLANTING AREA  
LD-6 N.T.S.



**A** TREE ON SLOPE STAKING AND GUYING  
LD-7 N.T.S.

**A** TREE STAKING AND GUYING IN CULTIVATED AND MULCHED PLANTING AREA  
LD-8 N.T.S.



MACON-BIBB COUNTY  
RECREATION DEPARTMENT  
115 Willie Smokie Glover Drive  
Macon, Georgia 31201  
Contact: Mr. Reggie Moore, Director

WISE AVE.  
PARK

**V&M**  
Vaughn & Melton  
Consulting Engineers, Inc.  
Engineering - Surveying

300 Chastain Center Blvd, Ste 325  
Kennesaw, Georgia 30144  
TEL: (770) 627-3590 FAX: (770) 627-3594

V&M Contact:  
Paul 'Ken' Hammon, PE (770) 639-7797  
KENTUCKY 606-248-6600 NORTH CAROLINA 828-253-2796  
TENNESSEE 865-546-5800 SOUTH CAROLINA 864-574-4775  
www.vaughnmelton.com  
Copyright © 2015  
All Rights Reserved

Schroeder Architects

ARCHITECTURE-MASTER PLANNING-INTERIORS  
3118 East Shadowlawn Ave, NE  
Atlanta, Georgia 30305  
TEL: (404) 773-2626  
email: david@schroeder-architects.com



Project Name: WISE AVENUE PARK  
Project Number:  
Drawn By: CK'd By:  
Date: Scale: As shown

Rev:	Description:	Date:

24 HR CONTACT  
ROBERT WALKER  
(478) 808-0192



LANDSCAPE  
DETAILS

LD-1  
SHEET 1 OF 3

Order Plans @