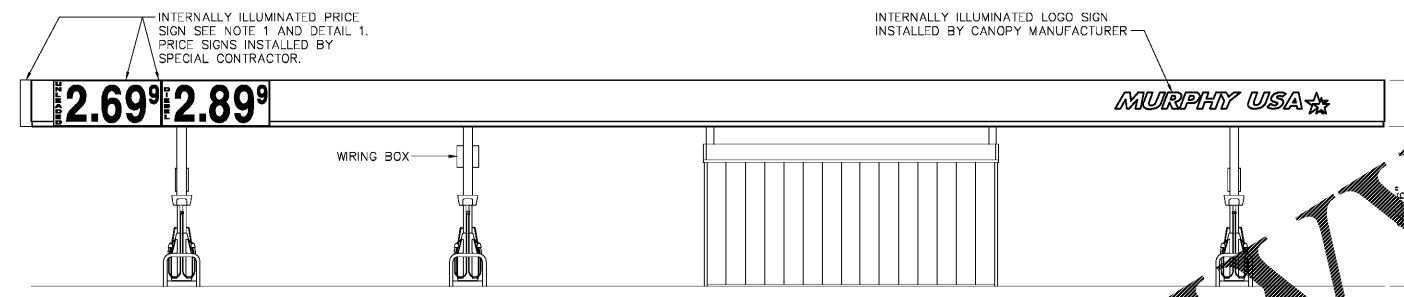


1 CANOPY WIRING PLAN  
SCALE: 1/8"=1'-0"

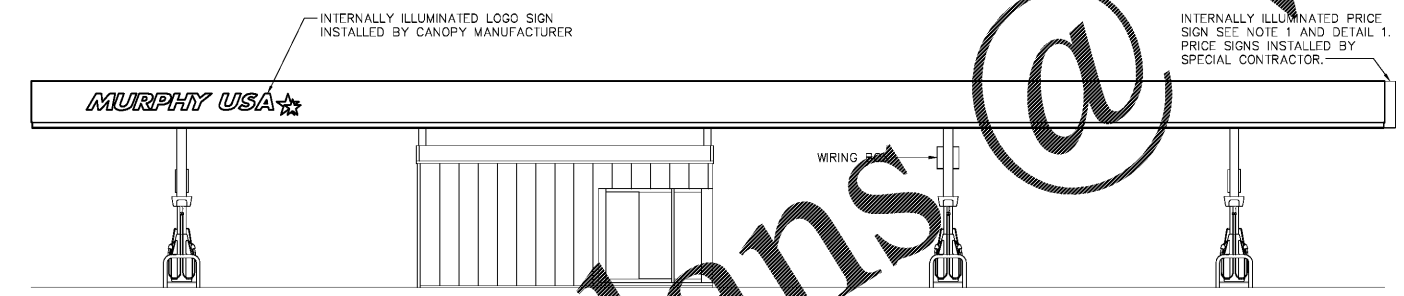
**CANOPY FIELD WIRING (BY G.C.):**

1. THE CANOPY IS INSTALLED COMPLETE WITH TWO (2) ONE-INCH CONDUITS IN EACH OF TWO COLUMNS FOR LOGO SIGN/LIGHTING POWER FROM THE BUILDING.
2. SET A JUNCTION BOX AT EACH DROP FOR CANOPY LIGHTS. THE JUNCTION BOXES ARE JOINED TO ONE ANOTHER WITH CONDUIT WHICH IN TURN IS CONNECTED TO THE TWO CANOPY COLUMN CONDUITS. THE LIGHTS ARE WIRED INDIVIDUALLY TO THE RESPECTIVE JUNCTION BOXES.
3. LOGO/PRICE SIGNS ARE ALSO WIRED TO JUNCTION BOXES WITH CONDUIT RUNS BACK TO CANOPY COLUMNS.
4. THE CANOPY IS INSTALLED COMPLETE WITH TWO (2) ONE-INCH CONDUITS IN A COLUMN FOR THE ENTERTAINMENT SYSTEM.
5. THE CANOPY IS INSTALLED COMPLETE WITH TWO (2) ONE-INCH CONDUITS IN A COLUMN FOR THE SECURITY SYSTEM.
6. REFER TO BUILDING ELECTRICAL PLANS FOR CANOPY ENTERTAINMENT LIGHTING CIRCUITS. CIRCUIT IDENTIFICATION INTENTIONALLY NOT SHOWN ON THIS SHEET.
7. CONTRACTOR SHALL INSTALL TWO (2) 3/4-INCH CONDUITS ON THE FACE OF A COLUMN FOR PRICE SIGNS (SEE DETAIL A).

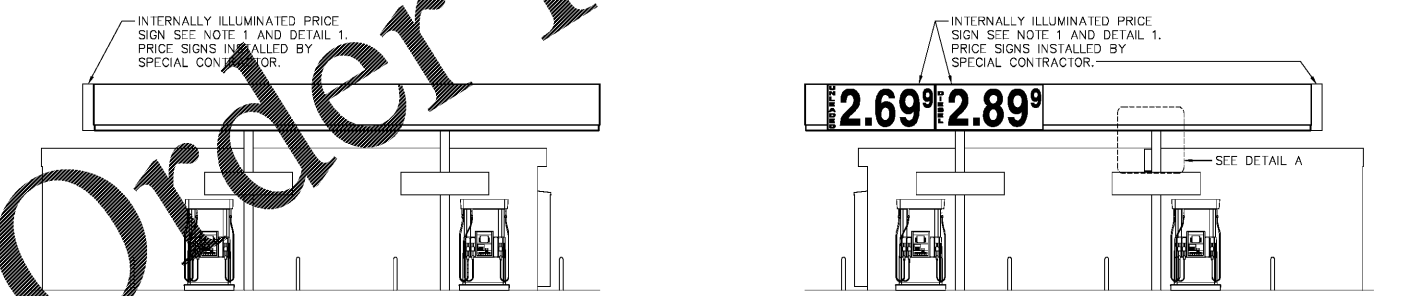
- LEGEND:**
- ⊘ = PART NUMBER; SEE SHEET F-1
  - ⊞ = KEYNOTE; SEE SHEET F-1
  - ⬡ = CONDUIT; SEE SHEET FE-1
  - ⊘-# = DETAIL CALLOUT
  - ⊘-# (with arrow) = ELEVATION CALLOUT
  - ⊘-# (with arrow) = SECTION CALLOUT
  - = DOWN LIGHT
  - ⊞ = WIRING BOX



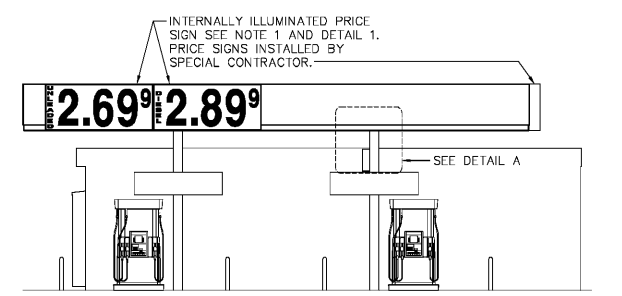
2 CANOPY FRONT ELEVATION  
SCALE: 1/8"=1'-0"



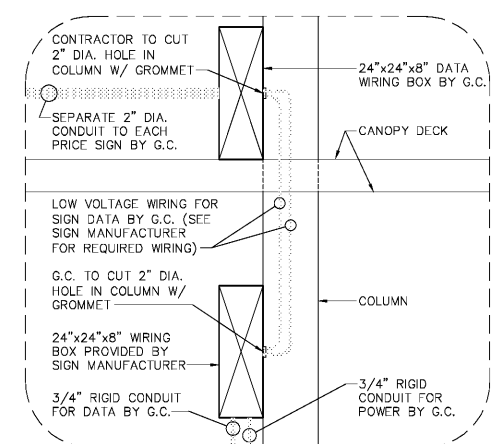
3 CANOPY BACK ELEVATION  
SCALE: 1/8"=1'-0"



4 CANOPY SIDE ELEVATION  
SCALE: 1/8"=1'-0"



5 CANOPY SIDE ELEVATION  
SCALE: 1/8"=1'-0"



A WIRING BOX DETAIL  
NOT TO SCALE

- GENERAL NOTES:**
1. ALL WIRING FOR LIGHTING BY G.C. CONDUITS FROM JUNCTIONS TO CANOPY COLUMNS BY G.C.
  2. ALL WIRING CONDUIT TO BE 3/4" UNLESS OTHERWISE NOTED.
  3. ALL LIGHTING FIXTURES PROVIDED BY OWNER AND MOUNTED BY CANOPY ERECTORS.
  4. SEE DRAWING FE-3 (CANOPY WIRING LAYOUT) FOR ELECTRICAL CALLOUTS OF LIGHTS.
  5. LOCATION AND QUANTITY OF SIGNS TO BE FIELD DETERMINED ON A SITE BY SITE BASIS.
  6. G.C. TO PROVIDE ALL WIRING TO SIGNS.
  7. WIRE SIGNS IN ACCORDANCE TO MANUFACTURER'S REQUIREMENTS. PROVIDE LOCK-OUT OR DISCONNECT FOR EACH SIGN USE WHILE SERVING.
  8. EACH OF THE PRICE SIGN CIRCUITS REQUIRES A SEPARATE NEUTRAL CONDUCTOR.
  9. ALL LIGHTS AND SIGNAGE TO BE CIRCUITED THROUGH THE MMB BOX.
  10. ALL FIELD WORK IS DONE BY THE G.C.

FE-3  
17" x 11" STACKED  
6 MPD  
WAYNE  
OCTOBER 2017  
STANDARDS



CANOPY WIRING LAYOUT  
DATE: MARCH, 2018  
SCALE: AS NOTED  
FILE NAME: 17-Moc800616\_FE-3  
DATE: \_\_\_\_\_  
REVISION: \_\_\_\_\_  
508 SC - 72  
GREENWOOD SOUTH CAROLINA

**Galloway**  
Planning, Architecture, Engineering  
6102 S. Willow Drive, Suite 320  
Greenwood Village, CO 80111  
303.770.8300  
www.gallowayUS.com



**MURPHY USA**  
MURPHY OIL U.S.A. INC.  
200 EAST PEACH STREET  
EL DORADO, ARKANSAS 71730