




DATE: 5/22/18
PMA Engineering
4772 SHAWNEE MILLS RD
ROSWELL, GA 30076
WWW.PMAENGINEERING.COM
(770) 421-1177

SHEET LEGEND

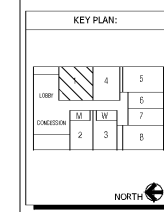
REVISIONS	GENERAL INFORMATION & NOTES
1	REVISIONS
2	REVISIONS
3	REVISIONS
4	REVISIONS
5	REVISIONS
6	REVISIONS
7	REVISIONS
8	REVISIONS
9	REVISIONS
10	REVISIONS
11	REVISIONS
12	REVISIONS
13	REVISIONS
14	REVISIONS
15	REVISIONS
16	REVISIONS
17	REVISIONS
18	REVISIONS
19	REVISIONS

AMC MADISON YARDS 8
AMC NEW BUILD
905 MEMORIAL DRIVE SE
ATLANTA, GA 30316



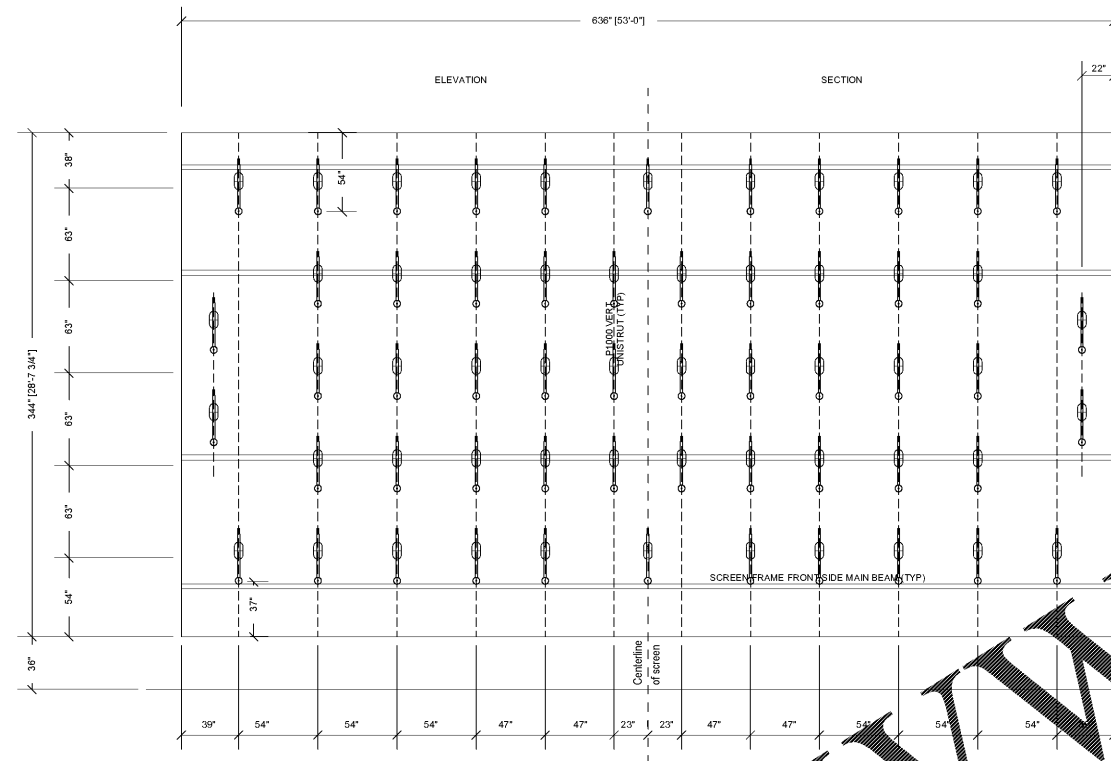
REV | **DATE** | **DESCRIPTION**

ORIGINAL ISSUE DATE: 01/17/2018



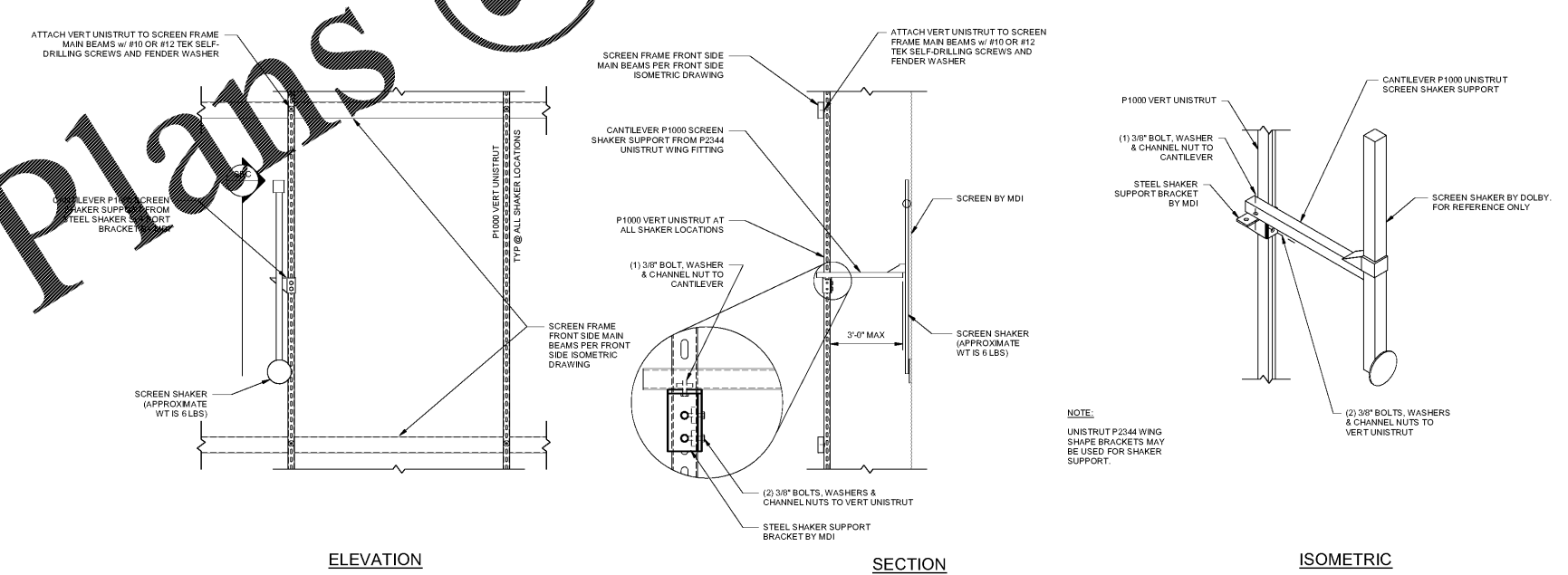
SHEET TITLE:
SCREEN STRUCTURE SHAKER DETAILS

SHEET NUMBER:
PLFS4.6



- NOTES:**
1. SCREEN SHAKER LAYOUT SHOWN IS REPRESENTATIVE ONLY. COORDINATE FINAL SCREEN SHAKER LAYOUT WITH AMC/DOLBY. THE SCREEN SHAKERS SHALL BE INSTALLED BEHIND THE SCREEN ON A RECTANGULAR GRID AT APPROXIMATELY 7 FT O.C. IN BOTH DIRECTIONS. THE DIMENSIONS SHOWN ARE SUBJECT TO ADJUSTMENT BASED ON THE OVERALL SCREEN DIMENSIONS AND THE POSITIONS OF OVERLAPPING SCREENS. THE GENERAL DISTANCE BETWEEN SHAKERS CAN RANGE FROM 4.4 - 8.0 FT. THE SCREEN SHAKER DEPTH SHALL BE APPROXIMATELY 2.5 FT FROM THE SCREEN FACE.
 2. THERE ARE APPROXIMATELY 56 SCREEN SHAKERS (EA WEIGH 6 LBS).
 3. CONFIRM SHAKER LAYOUT WITH AMC PRIOR TO INSTALLING SCREEN SHAKERS. THE SHAKER LAYOUT SHOWN IS REPRESENTATIVE ONLY AND MAY NOT MATCH THE LAYOUT REQUIRED BY DOLBY. PRELIMINARY SHAKER LAYOUT SHOWN IS DERIVED FROM AMC SEED 'DOLBY CINEMA AT AMC MADISON YARD 8 AUDITORIUM #1 SCREEN SHAKER LAYOUT' DATE: 08-04-03.

1 SCREEN SHAKER LAYOUT
PLFS49 N.T.S.



2 SCREEN SHAKER SUPPORT DETAIL
PLFS49 N.T.S.

Order Plans @ www.LDOnline.com