

H1 Auditorium #1 - Finish Plan
 1/4" = 1'-0"
 0 1 2 4
 ← NORTH

FINISH LEGEND

PP-1 BLACK (PLF) Wood Trim in Auditorium, Handrail Brackets
 Manufacturer: Sherwin Williams - Pro Industrial Water Based Alkyd Urethane Enamel, B53-1250 Series
 Color: SW 6258 Tricorn Black
 Sheen: Low Sheen
 System: For steel: 2 coats on 1 coat of Pro Industrial Pro-Cryl Primer; For wood & gyp.bd: 2 coats on 1 coat of SW ProMar 200 Zero VOC Primer

PP-2 BLACK (PLF) Doors and Door Frames
 Manufacturer: Sherwin Williams - Pro Industrial Water Based Alkyd Urethane Enamel, B53-1150 Series
 Color: SW 6258 Tricorn Black
 Sheen: Semi Gloss
 System: For steel: 2 coats on 1 coat of Pro Industrial Pro-Cryl Primer; For wood & gyp.bd: 2 coats on 1 coat of SW ProMar 200 Zero VOC Primer

PP-3 BLACK (PLF) Vomitory Walls and Ceilings, Entry, Projection Booth, Walls Behind Seats, Under Dolby Entry Wall Ceiling
 Manufacturer: Sherwin Williams - ProMar 200 Zero VOC Interior Latex, B20-2600 Series
 Color: SW 6258 Tricorn Black
 Sheen: Egg Shell
 System: For gypsum board: 2 coats on 1 coat of SW ProMar 200 Zero VOC Primer

PP-4 BLACK (PLF) Walls Behind Seats, Under Dolby Entry Wall Ceiling
 Manufacturer: Sherwin Williams - ProMar 400 Interior Latex, B34-4500 Series
 Color: SW 6258 Tricorn Black
 Sheen: Flat
 System: For gypsum board: 2 coats on 1 coat of SW ProMar 200 Zero VOC Primer

PP-5 BLACK (Dolby) Ceilings in projection booth
 Manufacturer: Sherwin Williams - Waterborne Acrylic Dryfall, B42800081
 Color: SW 6258 Tricorn Black
 Sheen: Flat
 System: 2 coats direct to ceiling material

PP-31 COOL GRAY (Dolby) Handrails
 Manufacturer: Sherwin Williams - Pro Industrial Water Based Alkyd Urethane Enamel, B53-1250 Series
 Color: Custom Manual Match (Cool Gray)
 L1-Blue 4 4 - -
 R2-Maroon 2 5 1 - -
 Y3-Deep Gold - 13 - -
 G1-Black - 4 - -
 G2-New Green - 4 1 - -
 Sheen: Low Sheen
 System: For steel: 2 coats on 1 coat of Pro Industrial Pro-Cryl Primer

PPB-1 Rubber Base (PLF)
 Manufacturer: Roppe
 Color: Black
 Type: Pinnacle no toe base, 1/8" thick, Roll stock and performance rollers

PACT-1 Acoustical Ceiling Tile 2x4 (PLF)
 Manufacturer: USG
 Series: Radar, RadPlus 2410, 2'x4'x5/8"
 Color: Flat Black
 Grid: 15mm Brand DX/CDXL, 15/16" dimensions system, Flat Black
 Note: This system is to be used in rooms/spaces with complete A.C.T. system or adding to or patching an existing system match the system.

PCP-1 Ceramic Tile (when needed)
 Manufacturer: Kate-Lo
 Color: Uniicolor Super Black
 Sheen: Matte
 Size: 12"x24"
 Contact: CST Central States Tile, Inc. Shelley Dorsh 913-754-8909

PCP-1 Black Floor Carpet (PLF)
 Manufacturer: Durkan
 Series: Accents III, cut pile solid
 Color: 7234 Black
 Flammability: Class 1, ASTM E648

PCP-2 Carpet Letter Inlay (Dolby)
 Manufacturer: Durkan
 Series: Accents III, Pattern: D33279
 Color: Cool Gray (9C), per pattern
 Flammability: Class 1, ASTM E648

PLF GENERAL FINISH NOTES

• All painted auditorium walls to receive (PP-3) unless noted otherwise.
 • All painted metal handrails and guardrails to receive (PP-31) in Dolby. Metal handrail wall brackets to receive (PP-1) in all PLF auditoriums.
 • Not including handrails and guardrails, all painted metals to receive (PP-2) unless noted otherwise.
 • All wood and metal doors & door frames to receive (PP-2) unless noted otherwise.
 • Provide black corner guards to match Tenant Fitout Drawings standard at outside corners of painted walls.
 • Where wall covering (PWC-2) (Dolby) is to be direct applied to walls, ceilings, etc. paint surface (PP-5) before applying.
 • For new and existing acoustical ceiling tile systems, refer to structural drawings and provide and install all supplemental hangers, clips, etc. necessary if indicated.
 • Refer to details A14 / PLFA10 and G14 / PLFA10 for further clarification of finishes.

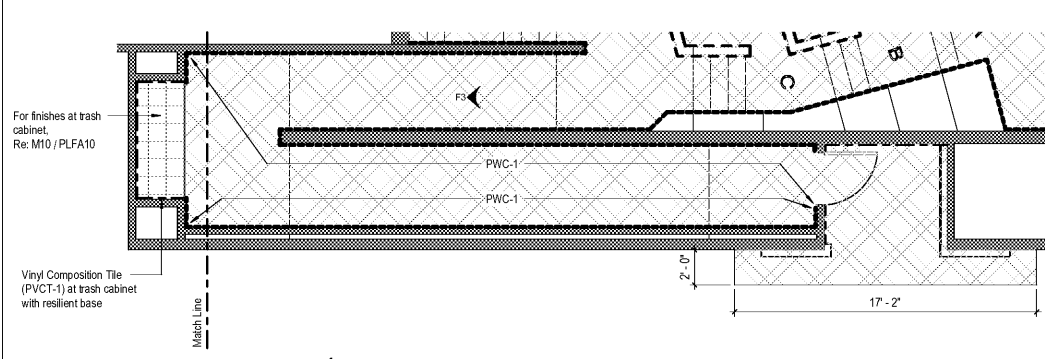
PLF SCOPE OF FINISHES

Auditorium - Refer to elevations and ceiling plan for wall, ceiling and wood trim finishes. Provide new carpet and door per finish plan. Provide wall covering at low knee walls per details and finish plan. Auditorium side of all metal doors and door frames, existing and new, to be painted (PP-2).


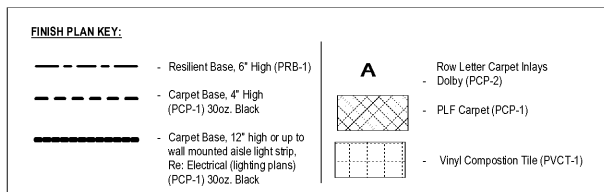

Entry/Exit Corridors and Vestibules - Refer to ceiling plans for ceiling finishes. Provide new carpet, base and wall finishes per finish plan. Where wall covering is indicated on finish plans wall covering shall go from top of base up to ceiling. Provide black termination trim at all exposed edges of wall covering. Corridor/Vestibule side of all doors and door frames, existing and new, to be painted (PP-2).

Auditorium Entries at Public Lobby/Corridor - Refer to plans, elevations and finish plan.

Projection Booth - Finishes per Tenant Fitout Drawings unless indicated otherwise.
 - For Dolby booth:
 1) At projection port wall: paint walls, metal conduit, ductwork, pipes etc. from floor to ceiling (PP-3) starting at projection port(s) centerline out to 10'-0" on each side or to corner of booth, whichever is less. Paint up to 10'-0" above booth floor if no ceiling is present.
 2) At ceiling over wall area defined above: paint ceiling (PP-5) if not black already. Paint exposed structure, HVAC components, piping, conduit, etc. (PP-5) if within 10'-0" of booth floor.



D12 Auditorium #1 - Entry Finish Plan
 1/4" = 1'-0"
 0 1 2 4
 ← NORTH



SHEET LEGEND

GENERAL INFORMATION & SCOPE OF WORK
 EXTERIOR AREA PLANS & DETAILS
 BUILDING SECTIONS
 EXTERIOR & INTERIOR ELEVATIONS
 BUILDING SECTIONS
 EXTERIOR & INTERIOR DETAILS
 EXTERIOR & INTERIOR DETAILS
 EXTERIOR & INTERIOR DETAILS
 EXTERIOR & INTERIOR DETAILS
 EXTERIOR & INTERIOR DETAILS

BY: STRUCTURAL
 ME: MECHANICAL
 PE: PLUMBING
 EE: ELECTRICAL
 HW: HEATING, VENTILATION & AIR CONDITIONING
 F: FOUNDATION & RETENTION
 P: PAVEMENT
 PL: PLUMBING & EQUIPMENT
 PLT: PLUMBING & EQUIPMENT

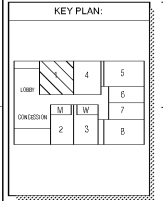
AMC MADISON YARDS 8

AMC NEW BUILD
 905 MEMORIAL DR SE
 ATLANTA, GA 30316



No.	Date	Description

Project Issue Date: 05/22/2018



SHEET TITLE:
 Auditorium #1
 Finish Plans

SHEET NUMBER:
 PLFA12