

GENERAL NOTES (ALL WAYFINDING)

- A) FIELD VERIFY ALL DIMENSIONS PRIOR TO FABRICATION OF SIGNAGE.
- B) FIELD VERIFY MOUNTING CONDITIONS AND REQUIREMENTS PRIOR TO DETAILING AND FABRICATION.
- C) PROVIDE COMPLETE SET OF SHOP DRAWINGS FOR REVIEW PRIOR TO FABRICATION.
- D) REFERENCE WAYFINDING PLANS AND INTERIOR ELEVATIONS FOR ADDITIONAL SIGN LOCATION INFORMATION.
- E) PROVIDE EVEN INTERNAL ILLUMINATION AT ALL SIGNAGE W/ INTERNAL LIGHT FIXTURES.
- F) WAYFINDING ITEMS OWNER FURNISHED AND OWNER INSTALLED.
 - STANDARD POSTER CASES
 - BUS STOP POSTER CASES
 - MINI MARQUEES SIGN UNIT (WALL RECESS BY G.C.)
 - BOX OFFICE LCD BOARDS (LCD SCREEN TIMES AND TITLES)
- G) ALL BRAILLE ON SIGNAGE SHALL COMPLY WITH ADA GUIDELINES FOR ACCESSIBLE DESIGN.
- H) POWER FEEDERS AND CONDUIT ARE NOT THE RESPONSIBILITY OF THE SIGNAGE CONTRACTOR.

FONT NOTES

A) ALL WAYFINDING LETTER COPY FONTS SHALL BE: FUTURA MD BT - MEDIUM UNLESS NOTED

SIGNAGE FINISH LEGEND

MARK	COLOR	MFR	NUMBER
PAINT COLORS:			
WF-P-1	PMS 186C "RED"	PANTONE	186C
WF-P-2	PMS 187C "RED"	PANTONE	187C
WF-P-3	PMS 188C "RED"	PANTONE	188C
WF-P-4	PMS 704C "RED"	PANTONE	704C
WF-P-5	SOSSAMER VEIL	SHERWIN WILLIAMS	9165
WF-P-6	PMS 158C "ORANGE"	PANTONE	158C
WF-P-7	PMS 143C "YELLOW"	PANTONE	143C
WF-P-8	PMS 2925CVC "BLUE"	PANTONE	2925CVC
WF-P-9	SATIN CLEAR COAT	MATTHEWS	42-228
WF-P-10	MATTE CLEAR COAT	MATTHEWS	42900SP
WF-P-11	WHITE	MATTHEWS	N202
WF-P-12	BLACK	MATTHEWS	N023
WF-P-13	BRUSHED ALUMINUM	MATTHEWS	41342
WF-P-14	BLACK FOX	SHERWIN WILLIAMS	7020

LEDS:		
WF-L-1	RED	GE TETRA MINIMAX
WF-L-2	RED	GE TETRA MAX
WF-L-3	WHITE 3200K	GE TETRA MINIMAX
WF-L-4	WHITE 3200K	GE TETRA MAX
WF-L-5	BLUE	GE TETRA MINIMAX
WF-L-6	BLUE	GE TETRA MAX

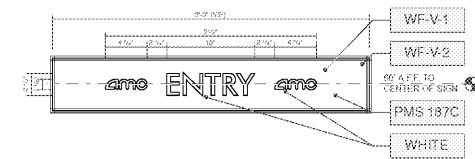
VINYL:			
WF-V-1	ONE-WAY WINDOW VINYL - 65/35	IMAGEVUE	CFAEABWV
WF-V-2	1/2" W CLEAR EDGE TAPE	3M	8914
WF-V-3	DIFFUSER FILM 40% TRANSMISSION	3M	3635-30
WF-V-4	DIFFUSER FILM 60% TRANSMISSION	3M	3635-70
WF-V-5	WHITE TRANSLUCENT	3M	3630-20
WF-V-6	DUSTED CRYSTAL	GERBER	210-314
WF-V-7	TRANSLUCENT CARDINAL RED	3M	3630-63
WF-V-8	CARDINAL RED	GERBER	220-53
WF-V-9	WHITE	GERBER	220-10
WF-V-10	BLACK	GERBER	220-12
WF-V-11	60/35 DAY NIGHT VINYL	3M	3635-91

WALLCOVERING:			
WF-WC-1	TYPE II WALLCOVERINGS	KOROGRAPHICS	ABACO BEACH

SIGN MATERIALS:			
WF-S-1	PVC BOARD	SINTRA	--
WF-A-1	CLEAR	PLEX	--
WF-A-2	CLEAR (NON-GLARE)	PLEX	--
WF-A-3	WHITE	PLEX	--
WF-A-4	RED	ACRYLITE	278-0
WF-A-5	BLUE	PLEX	2051

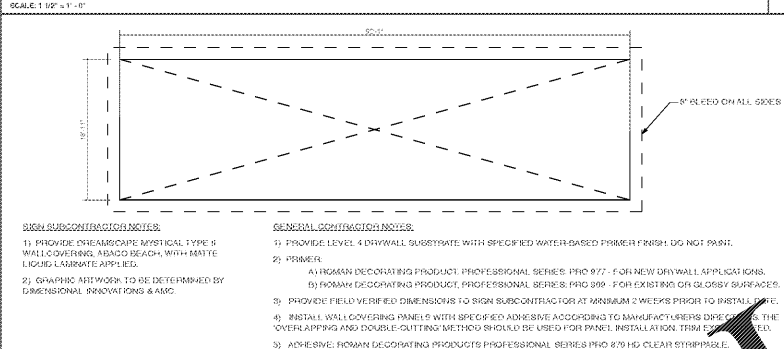
CONDIMENTS

- NOTES:**
- LETTERS ARE 3/4" THICK UNPAINTED WHITE SINTRA.
 - FONT: FUTURA MD BT (MEDIUM); KERNING: OPTICAL; TRACKING: 0; CAP HEIGHT: 8" MEASURED TO THE UPPERCASE "I"
 - INSTALL LETTERS FLUSH MOUNT WITH THE VHB TAPE AND SILICONE ADHESIVE ON WALL.




- NOTES:**
- INSTALL FIRST SURFACE OF DOOR "ENTRY" TEXT READS CORRECTLY FROM THE OUTSIDE LOOKING IN, "EXIT" TEXT READS CORRECTLY FROM THE INSIDE LOOKING OUT TRIM LENGTH IN FIELD.
 - INSTALL 1/2" W EDGE TAPE ON TOP, BOTTOM, & SIDES OF VINYL. OVERLAP ENTIRE EDGE WITH STRIP SO IT EXTENDS 1/4" ONTO PERFORATED VINYL AND 1/4" ONTO WINDOW.
 - SIDED OF VINYL TO BE TUCKED UNDERNEATH DOOR VINYL.


CONDIMENTS SIGN



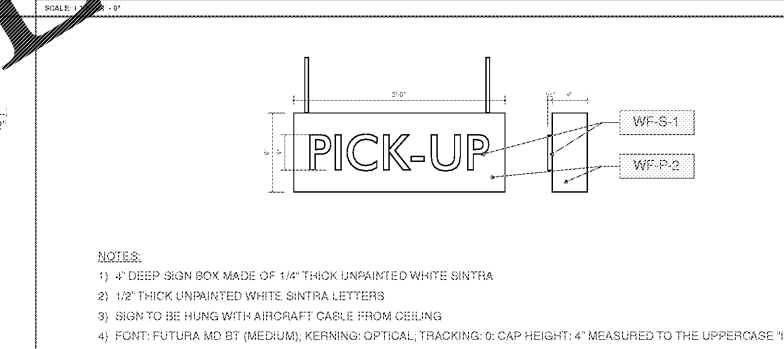
AMC ENTRY / EXIT DOOR VINYL



CELEBRITY MURAL GRAPHIC



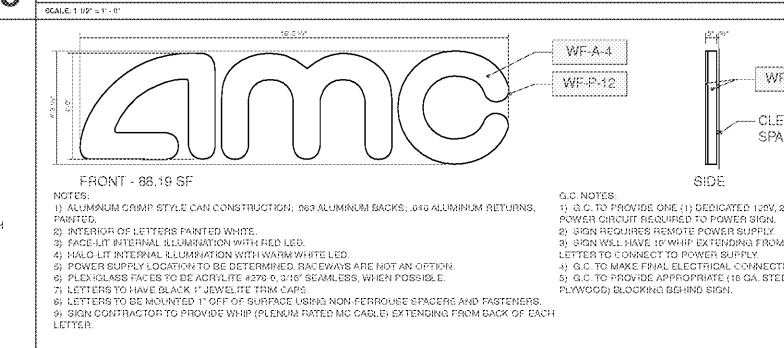
TICKETS SIGN



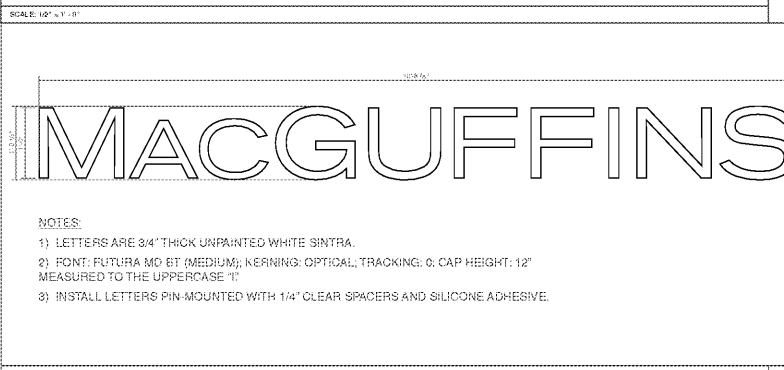
QUOTE WALL FC



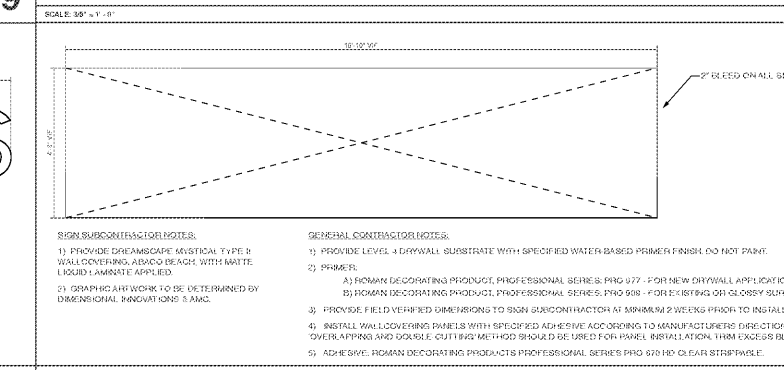
PICK-UP HANGING SIGNAGE




DIRECTIONAL SIGNAGE




4'-0" H AMC SIGN - INTERIOR CHANNEL LETTERS



MACGUFFINS SIGN



FREESTYLE GRAPHIC



NOT FOR CONSTRUCTION
Dimensional Innovation
3421 Madison Drive, Atlanta, GA 30318
Phone: 770.328.1111
www.dimensional.com

SHEET LEGEND

1	GENERAL INFORMATION & SIGN OF WORK
2	GENERAL NOTES
3	CONSTRUCTION LOG & SCHEDULE
4	CONSTRUCTION DETAILS
5	POWER & ELECTRICAL
6	FINISHES & MATERIALS
7	DETAILS & DIMENSIONS
8	DETAILS & DIMENSIONS
9	DETAILS & DIMENSIONS
10	DETAILS & DIMENSIONS
11	DETAILS & DIMENSIONS
12	DETAILS & DIMENSIONS
13	DETAILS & DIMENSIONS
14	DETAILS & DIMENSIONS
15	DETAILS & DIMENSIONS
16	DETAILS & DIMENSIONS
17	DETAILS & DIMENSIONS
18	DETAILS & DIMENSIONS
19	DETAILS & DIMENSIONS

AMC MADISON YARDS 8
AMC NEW BUILD
905 MEMORIAL DRIVE SE
ATLANTA, GA 30316



REV	DATE	DESCRIPTION

ORIGINAL DATE: 05/27/18

KEY PLAN:

SHEET TITLE:
INTERIOR SIGNAGE DETAILS

SHEET NUMBER:
WF201

Order Plans @