

**SPECIAL SYSTEM GENERAL NOTES**  
 A. REFER TO SHEET E161 FOR ADDITIONAL GENERAL NOTES.  
 B. REFER TO ARCHITECTURAL DRAWINGS FOR MONITOR LOCATIONS FOR DAS, DBO, DMS, AND LER SYSTEMS.  
 C. PROVIDE CONDUIT FOR ALL DATA CABLING.  
 D. DATA DEVICE COVER PLATES SHALL MATCH COLOR AND FINISH OF ADJACENT RECEPTACLES.  
 E. CCTV CAMERAS SHOWN FOR REFERENCE ONLY.  
 F. ALL PHONE, DATA, AND VIDEO CABLING SHALL BE ROUTED TO THE NEAREST MDF OR IDF LOCATION.

**SPECIAL SYSTEMS PLAN NOTES**  
 1. RECESSED SECURITY CAMERA HOUSING MAINTAIN 12" OF FREE SPACE ABOVE THE CEILING WITHIN THE LIMITS OF THE CAMERA HOUSING AREA. PROVIDE 12" CLEARANCE FROM SECURITY OFFICE 118 TO EACH CAMERA. TYPICAL OF ALL.  
 2. ALL VOICE, DATA AND VIDEO CABLING ON THE ENTRY LEVEL SHALL BE ROUTED TO ROOM 102 UNLESS NOTED OTHERWISE. COORDINATE EXACT PLACEMENT WITH ARCHITECTURAL AND FOOD SERVICE DRAWINGS PRIOR TO INSTALLATION.




**ENGINEERING**  
 Gibbons, Drake, Scott, Inc.  
 3701 E. 6th Street, Suite 100  
 Marietta, GA 30067  
 Phone: (770) 338-1700  
 Fax: (770) 338-2367  
 www.gdgs.com  
 CDR/T.M.L. SCOTT, P.E.

**SHEET LEGEND**

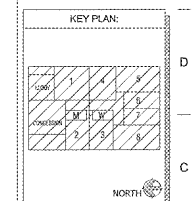
3000 GENERAL INFORMATION & SCHEDULES  
 4000 FLOOR PLANS & DETAILS  
 4100 INTERIOR & EXTERIOR ELEVATIONS  
 4200 BUILDING SECTIONS  
 4300 PLUMBING SECTIONS  
 4400 ELECTRICAL SECTIONS  
 4500 MECHANICAL SECTIONS  
 4600 MECHANICAL SECTIONS  
 4700 MECHANICAL SECTIONS  
 4800 MECHANICAL SECTIONS  
 4900 MECHANICAL SECTIONS  
 5000 MECHANICAL SECTIONS  
 6000 ELECTRICAL SECTIONS  
 6100 ELECTRICAL SECTIONS  
 6200 ELECTRICAL SECTIONS  
 6300 ELECTRICAL SECTIONS  
 6400 ELECTRICAL SECTIONS  
 6500 ELECTRICAL SECTIONS  
 6600 ELECTRICAL SECTIONS  
 6700 ELECTRICAL SECTIONS  
 6800 ELECTRICAL SECTIONS  
 6900 ELECTRICAL SECTIONS  
 7000 ELECTRICAL SECTIONS  
 8000 MECHANICAL SECTIONS  
 8100 MECHANICAL SECTIONS  
 8200 MECHANICAL SECTIONS  
 8300 MECHANICAL SECTIONS  
 8400 MECHANICAL SECTIONS  
 8500 MECHANICAL SECTIONS  
 8600 MECHANICAL SECTIONS  
 8700 MECHANICAL SECTIONS  
 8800 MECHANICAL SECTIONS  
 8900 MECHANICAL SECTIONS  
 9000 MECHANICAL SECTIONS

**MADISON YARDS 8**  
 AMC NEW BUILD DRIVE SE  
 ATLANTA, GA 30316



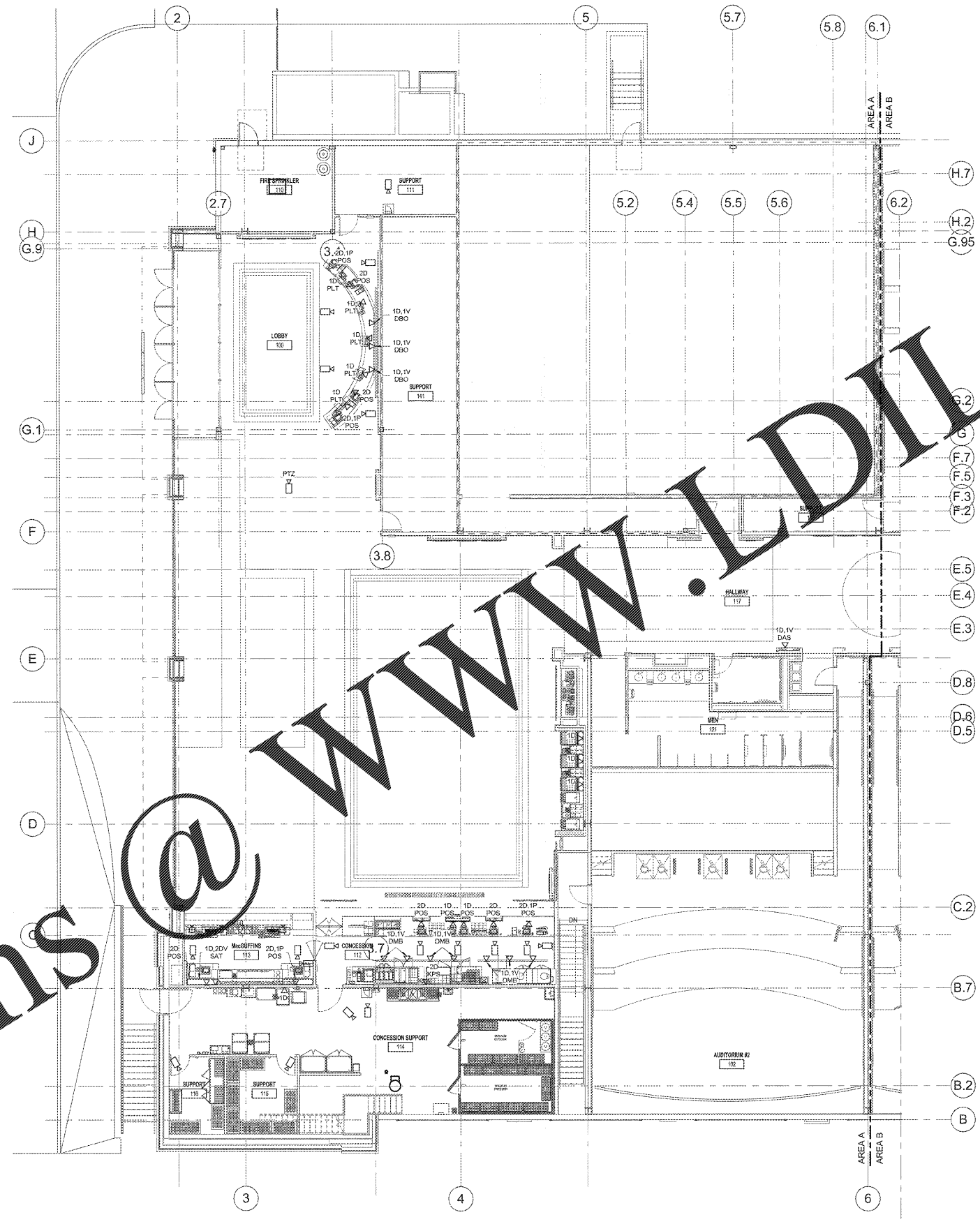
No.	Date	Description

Project Issue Date:



**SHEET TITLE**  
**ENTRY LEVEL AREA A SPECIAL SYSTEMS PLAN**

**E301**



**ENTRY LEVEL AREA A SPECIAL SYSTEMS PLAN**  
 1/8" = 1'-0"

Order Plans @

WWW.LDDILine.com

THIS DRAWING IS A PART OF AN INTEGRATED SET OF CONTRACT DOCUMENTS. IT SHALL BE USED ONLY IN CONNECTION WITH THE OTHER DOCUMENTS IN THIS SET. NO PART OF THIS DRAWING SHALL BE USED SEPARATELY FROM THE OTHER DOCUMENTS IN THIS SET. THE CONTRACTOR SHALL BE RESPONSIBLE FOR OBTAINING ALL NECESSARY PERMITS AND APPROVALS PRIOR TO CONSTRUCTION. THE CONTRACTOR SHALL BE RESPONSIBLE FOR OBTAINING ALL NECESSARY PERMITS AND APPROVALS PRIOR TO CONSTRUCTION. THE CONTRACTOR SHALL BE RESPONSIBLE FOR OBTAINING ALL NECESSARY PERMITS AND APPROVALS PRIOR TO CONSTRUCTION.