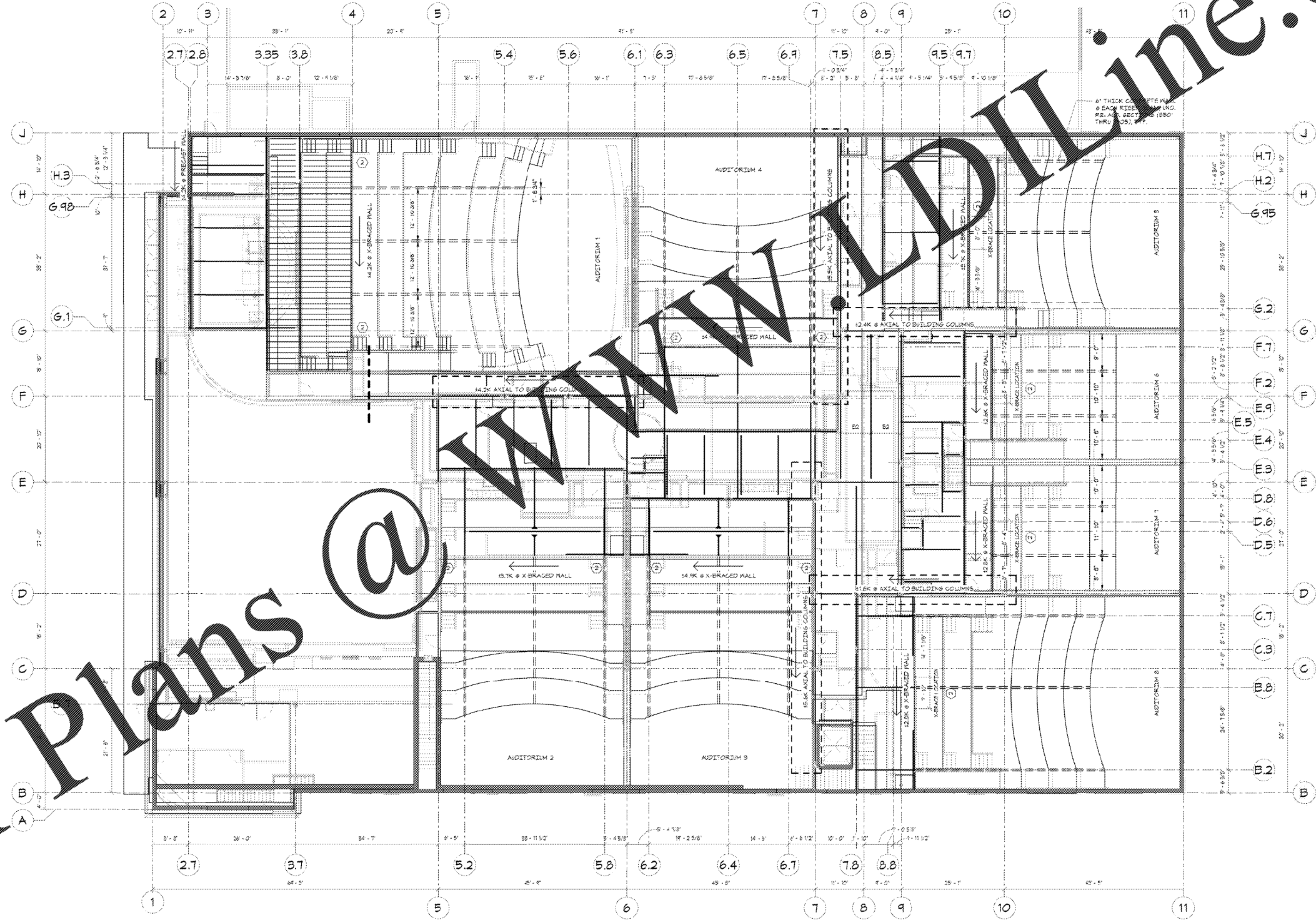



PLAN NOTES

- 1. THE LOADS SHOWN ARE FACTORED (0.1E) SEISMIC LOADS
- 2. PROVIDE WALL BRACINGS PER SECTION 4-6510



1 OVERALL PROJECTION LEVEL FRAMING PLAN
3/32" = 1'-0"


 DATE: _____
 PROJECT: AMC Madison Yards
 DRAWING NO.: S200

SHEET LEGEND

0000: GENERAL INFORMATION & STORE OF WORK
 0100: FOUNDATION & DETAILS
 0200: FLOOR PLANS & CEILING PLANS
 0300: ELEVATIONS & INTERIOR ELEVATIONS
 0400: BRACING DETAILS
 0500: STRUCTURAL FRAMING
 0600: EXTERIOR & INTERIOR DETAILS
 0700: CURTAIN WALLS, OPERATIONAL PARTS
 0800: MECHANICAL, PLUMBING, ELECTRICAL
 0900: AUDITORIUM SEAT LINE SECTIONS

01: STRUCTURAL
 02: MECHANICAL
 03: PLUMBING
 04: ELECTRICAL
 05: MECHANICAL/ELECTRICAL
 06: OPERATIONAL EQUIPMENT

AMC MADISON YARDS 8


AMC NEW BUILD
 595 MEMORIAL DR SE
 ATLANTA, GA 30316


 American Multi-Corner, Inc.
 One AMC Way
 11500 Ash Street
 Lubbock, TX 79421
 © Copyright 2019 American Multi-Corner, Inc.

No.	Date	Description

Project Issue Date: 05/22/2018

KEY PLAN:



SHEET TITLE:
SEISMIC LOAD PLAN

SHEET NUMBER:
S200

Order Plans @ WWW.LDLINE.COM