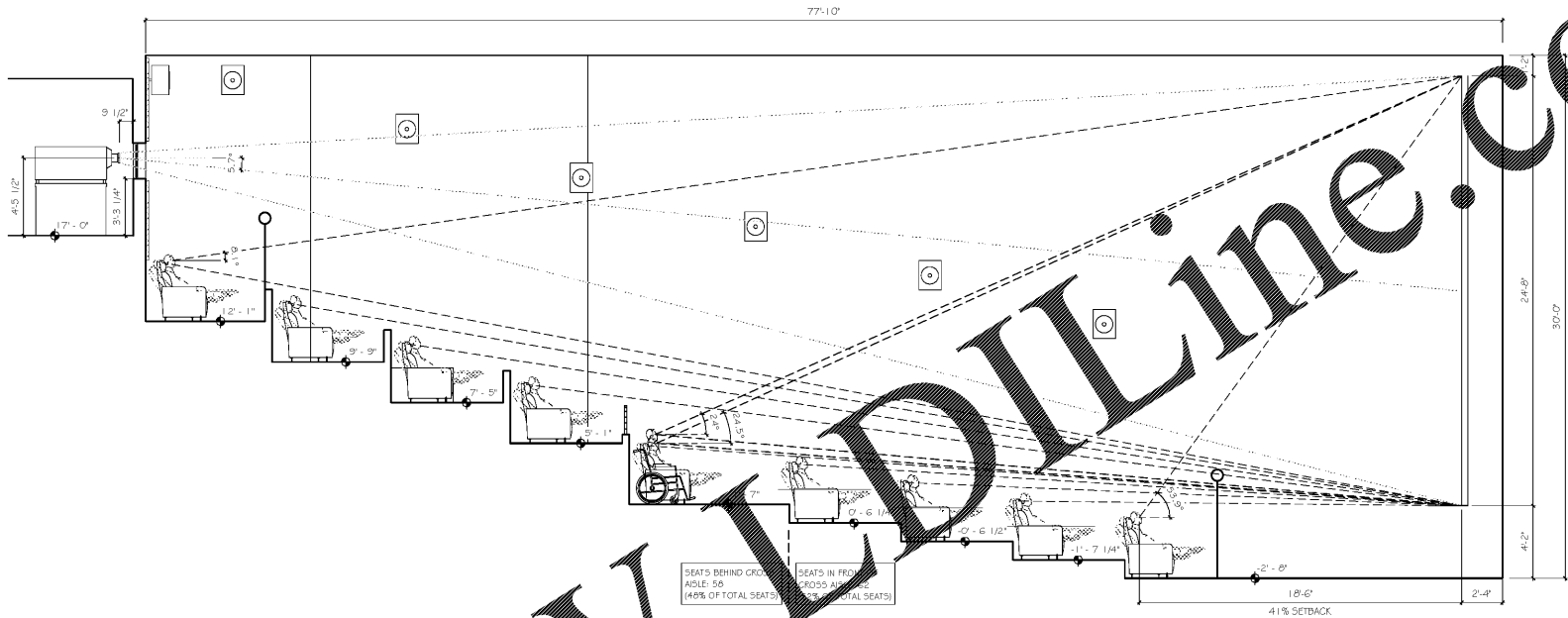


L1 PORT WALL ELEVATION - AUDITORIUM #8

1/4" = 1'-0"



L8 SIGHTLINE SECTION - AUDITORIUM #8

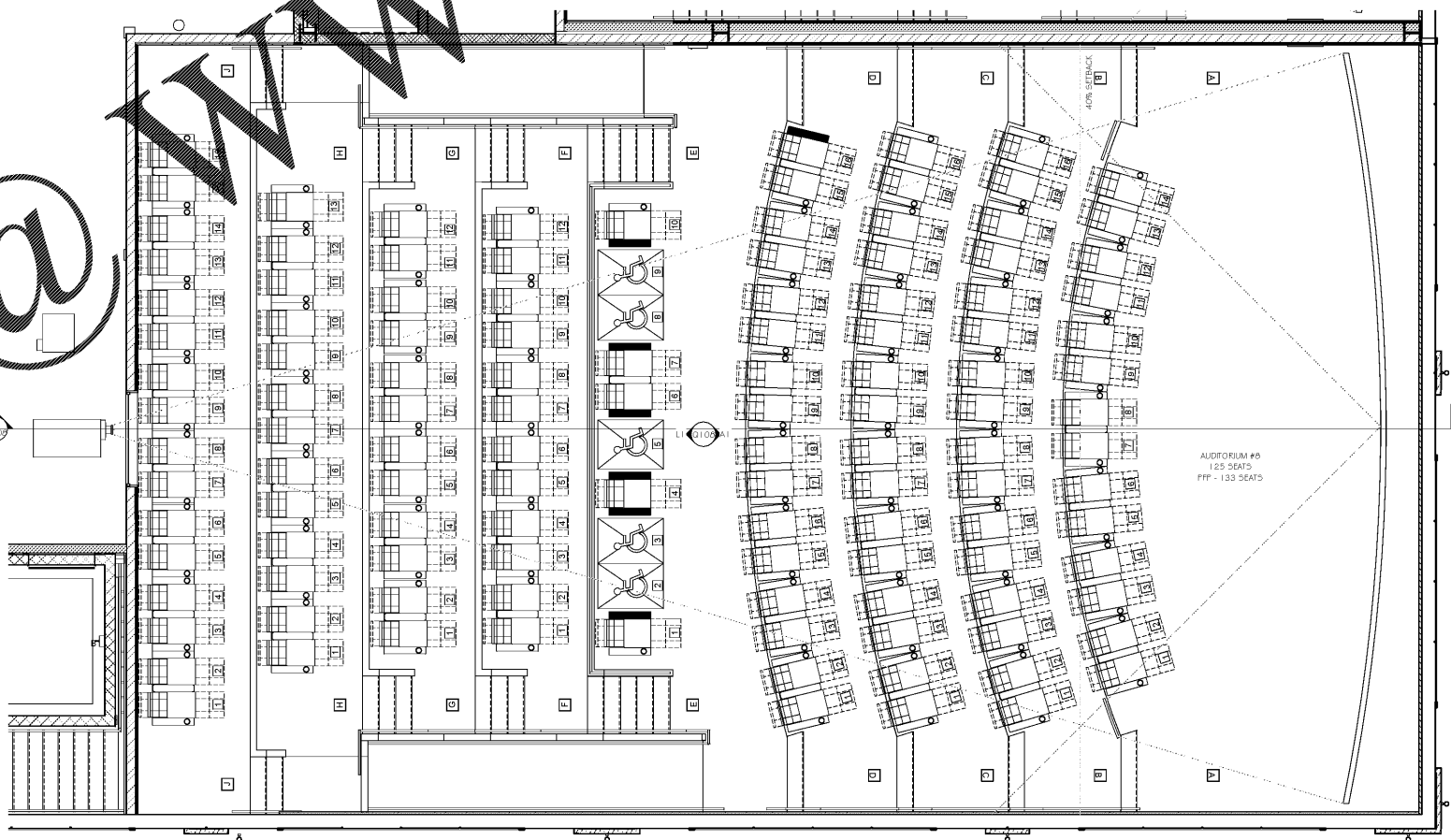
1/4" = 1'-0"

SCREEN CHART			
BOTTOM OF SCREEN	WIDTH	HEIGHT	SETBACK
4'-0"	45'-7"	24'-8"	41%
FLAT	45'-7" W X 24'-8" H		
SCOPE	45'-7" W X 19'-4 3/4" H		
SCREEN TYPE	WHITE PERFORATED		



A1 SCREEN WALL ELEVATION - AUDITORIUM #8

1/4" = 1'-0"



A8 FLOOR PLAN - AUDITORIUM #8

1/4" = 1'-0"



**SHEET LEGEND**

0000 GENERAL INFORMATION & SCOPE OF WORK  
 1000 EXTERIOR ARCHITECTURE & DETAILS  
 1100 FLOOR PLANS & CEILING PLANS  
 1200 EXTERIOR & INTERIOR ELEVATIONS  
 1300 BUILDING SECTIONS  
 1400 FINISHED PLANS  
 1500 EXTERIOR & INTERIOR DETAILS  
 1600 ROOF SCHEDULES & SCORING DETAILS  
 1700 MECHANICAL FINISHES  
 1800 AUDITORIUM SIGHTLINE SECTIONS  
 2000 STRUCTURAL  
 2100 MECHANICAL  
 2200 ELECTRICAL  
 2300 PLUMBING  
 2400 WARDROBING DETAILS  
 2500 CASEWORK & EQUIPMENT  
 2600 PLT AUDITORIUM

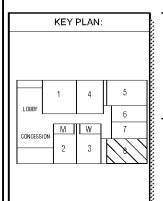
**AMC MADISON YARDS 8**

AMC NEW BUILD  
 605 MEMORIAL DR SE  
 ATLANTA, GA 30316



No.	Date	Description

Project Issue Date: 05/22/2018



**SHEET TITLE:**  
 AUDITORIUM  
 SIGHTLINE  
 STUDY

**SHEET NUMBER:**  
 Q108

Order Plans

WWW.IDLine.com