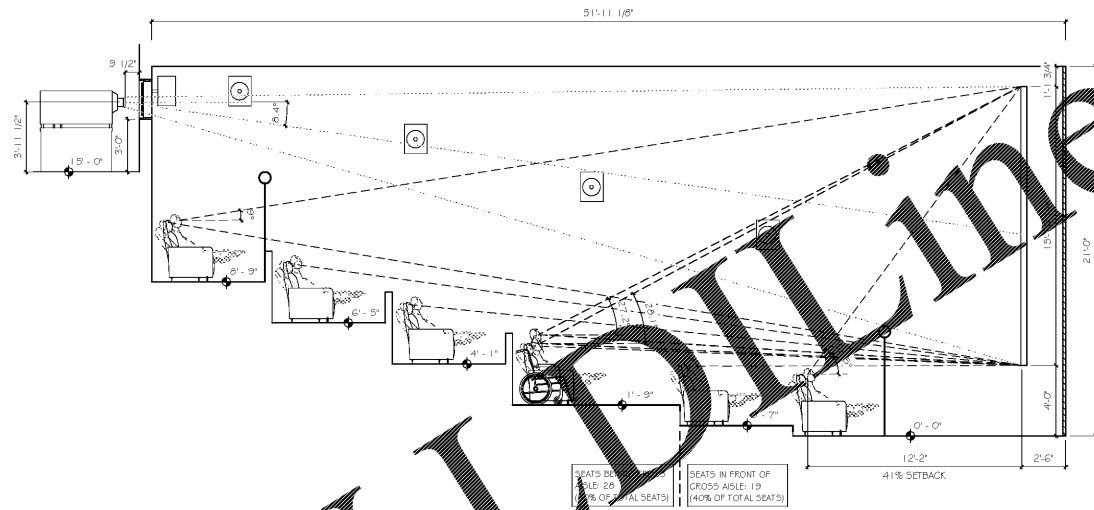


L1 PORT WALL ELEVATION - AUDITORIUM #7


1/4" = 1'-0"



L9 SIGHTLINE SECTION - AUDITORIUM #7

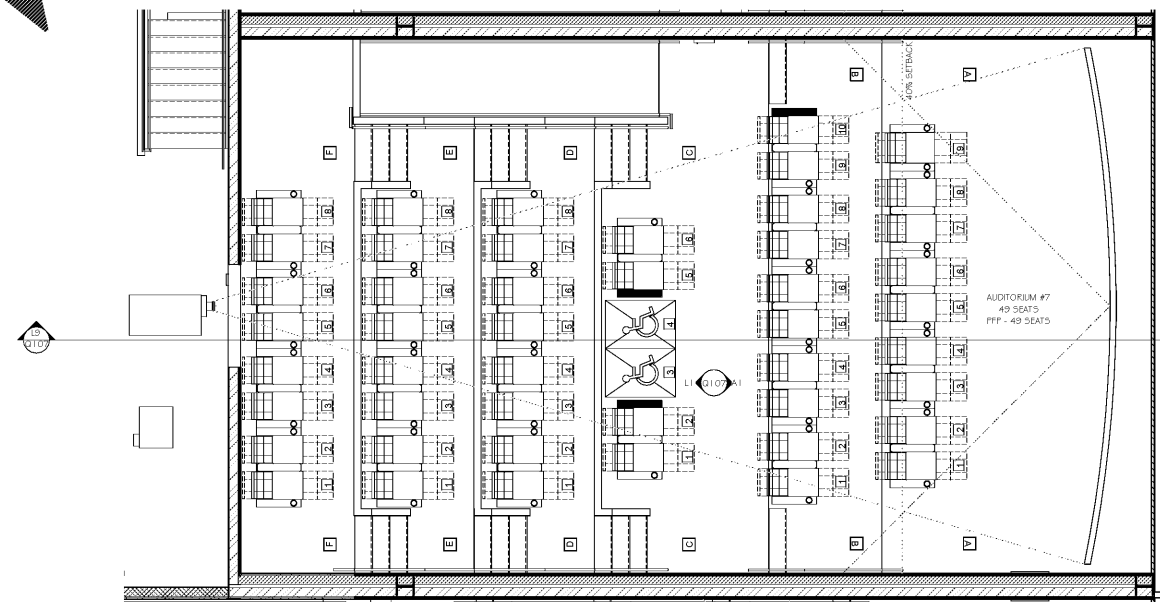
1/4" = 1'-0"

SCREEN CHART			
BOTTOM OF SCREEN	WIDTH	HEIGHT	SETBACK
4'-0"	29'-4"	13'-10 1/4"	41%
FLAT 29'-6" W X 15'-10 1/4" H			
SCOPE 29'-6" W X 12'-5 3/4" H			
SCREEN TYPE WHITE PERFORATED			



A1 SCREEN WALL ELEVATION - AUDITORIUM #7

1/4" = 1'-0"



A9 FLOOR PLAN - AUDITORIUM #7

1/4" = 1'-0"



SHEET LEGEND

0000 GENERAL INFORMATION & SCOPE OF WORK

1000 EXTERIOR ARCHITECTURE & DETAILS

2000 FLOOR PLANS & CEILING PLANS

3000 EXTERIOR & INTERIOR ELEVATIONS

4000 BUILDING SECTIONS

5000 FINISHED PLANS

6000 EXTERIOR & INTERIOR DETAILS

7000 FLOOR SCHEDULES, DOOR SCHEDULES, WINDOW SCHEDULES, FINISH PLANS

8000 AUDITORIUM SIGHTLINE SECTION

9000 STRUCTURAL

M000 MECHANICAL

E000 ELECTRICAL

P000 PLUMBING

W000 WARDROBE DETAILS

C000 CASEWORK & EQUIPMENT

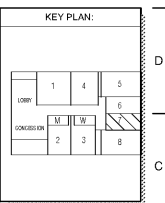
A000 PLT AUDITORIUM

AMC MADISON YARDS 8
AMC NEW BUILD
605 MEMORIAL DR SE
ATLANTA, GA 30316



No.	Date	Description

Project Issue Date: 05/22/2018



SHEET TITLE:
AUDITORIUM SIGHTLINE STUDY

SHEET NUMBER:
Q107

Order Plans @ WWW.LDLINE.COM