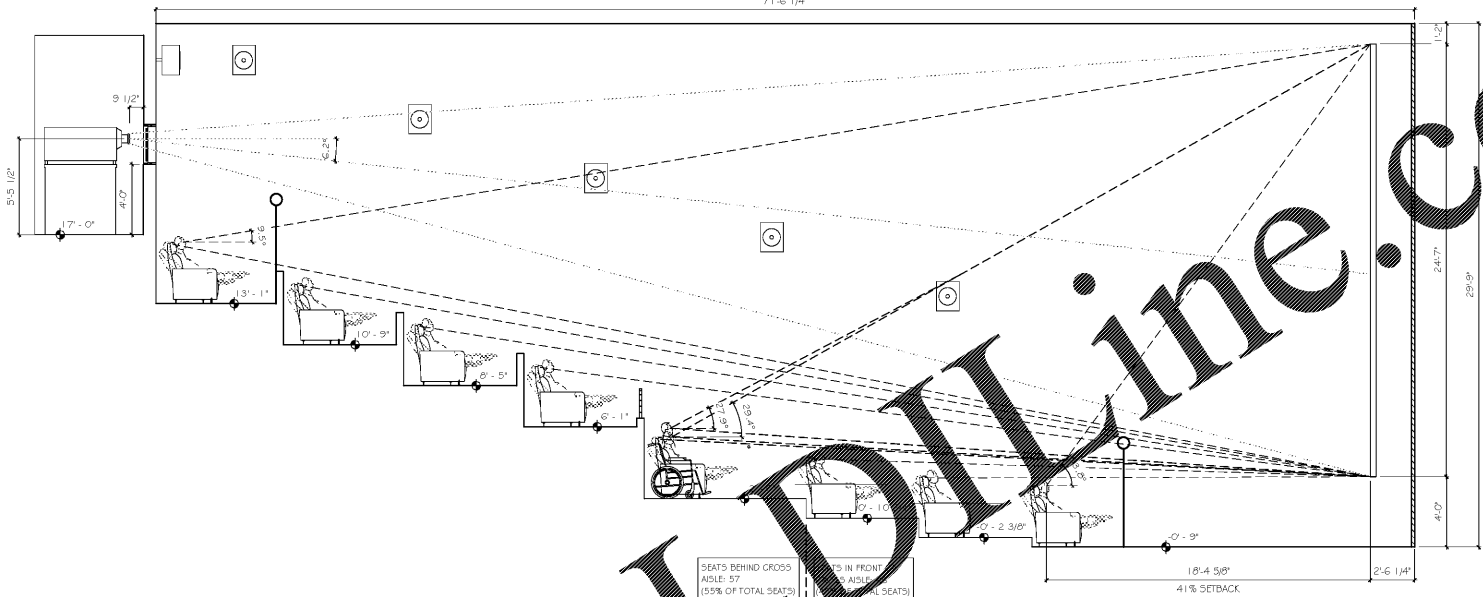


L1 PORT WALL ELEVATION - AUDITORIUM #5

1/4" = 1'-0"



L8 SIGHTLINE SECTION - AUDITORIUM #5

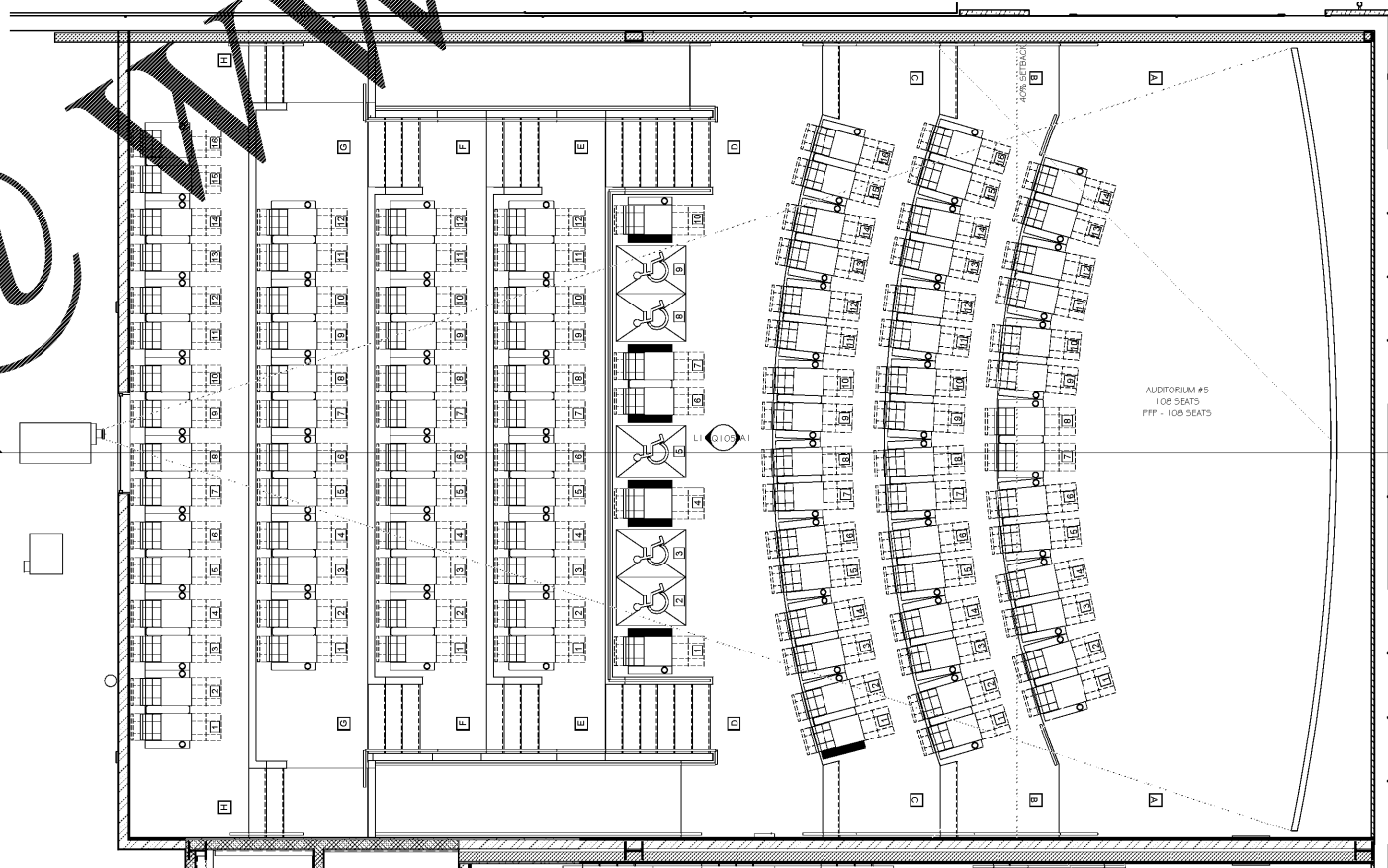
1/4" = 1'-0"

SCREEN CHART			
BOTTOM OF SCREEN	WIDTH	HEIGHT	SETBACK
4'-0"	45'-0"	24'-7"	41'6"
FLAT 45'-0" W X 24'-7" H			
SCOPE 45'-0" W X 19'-2 1/8" H			
SCREEN TYPE WHITE PERFORATED			



A1 SCREEN WALL ELEVATION - AUDITORIUM #5

1/4" = 1'-0"



A8 FLOOR PLAN - AUDITORIUM #5

1/4" = 1'-0"

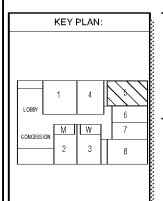


**SHEET LEGEND**  
 0000 GENERAL INFORMATION & SCOPE OF WORK  
 1000 EXTERIOR ARCHITECTURE & DETAILS  
 2000 FLOOR PLANS & CEILING PLANS  
 3000 EXTERIOR & INTERIOR ELEVATIONS  
 4000 BUILDING SECTIONS  
 5000 FINISHED PLANS  
 6000 EXTERIOR & INTERIOR DETAILS  
 7000 DOOR SCHEDULES, SCORING DETAILS  
 8000 WINDOW SCHEDULES, FINISHES  
 9000 AUDITORIUM SIGHT LINE SECTIONS  
 S1 STRUCTURAL  
 M1 MECHANICAL  
 E1 ELECTRICAL  
 P1 PLUMBING  
 W1 WARDROBING DETAILS  
 F1 FURNITURE & EQUIPMENT  
 PL1 PLANT AUDITORIUM

**AMC MADISON YARDS 8**  
 AMC NEW BUILD  
 905 MEMORIAL DR SE  
 ATLANTA, GA 30316



No.	Date	Description



**SHEET TITLE:**  
 AUDITORIUM SIGHTLINE STUDY

**SHEET NUMBER:**  
 Q105

Order Plans @

WWW.LDLINE.COM