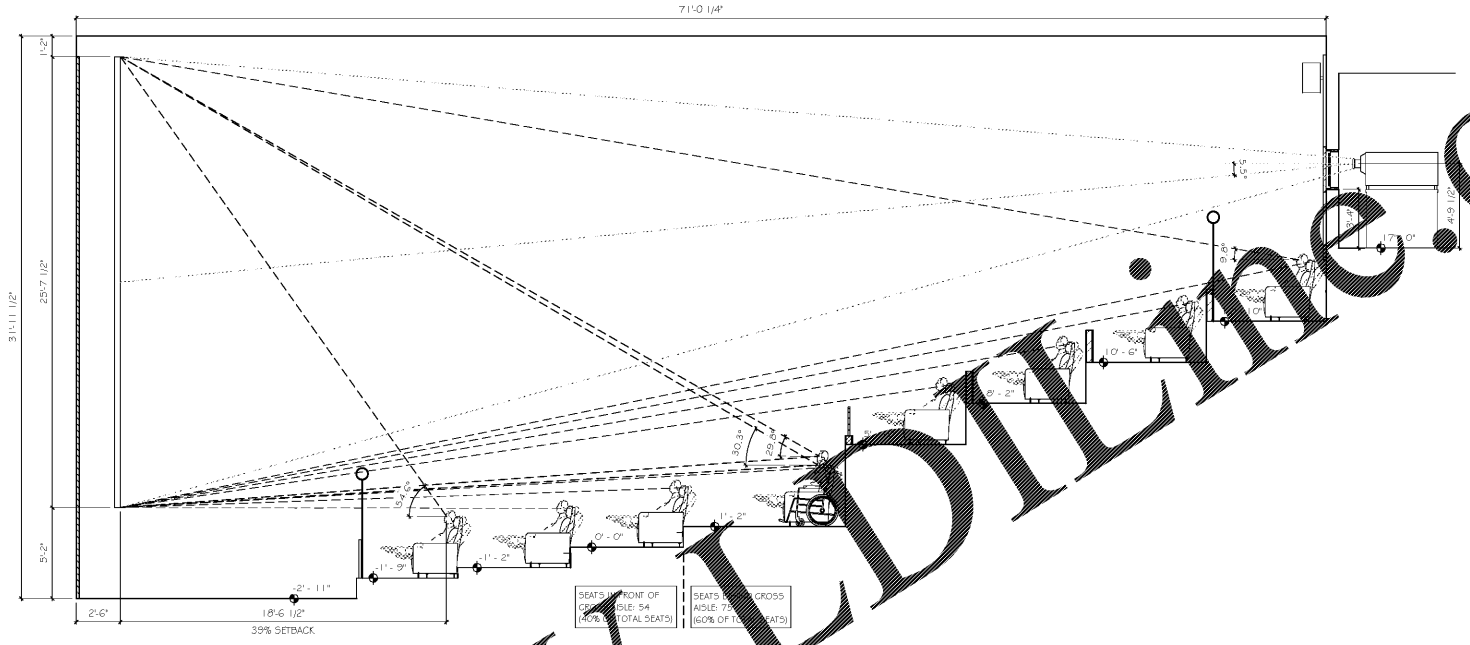


L1 PORT WALL ELEVATION - AUDITORIUM #4

1/4" = 1'-0"



L8 SIGHTLINE SECTION - AUDITORIUM #4

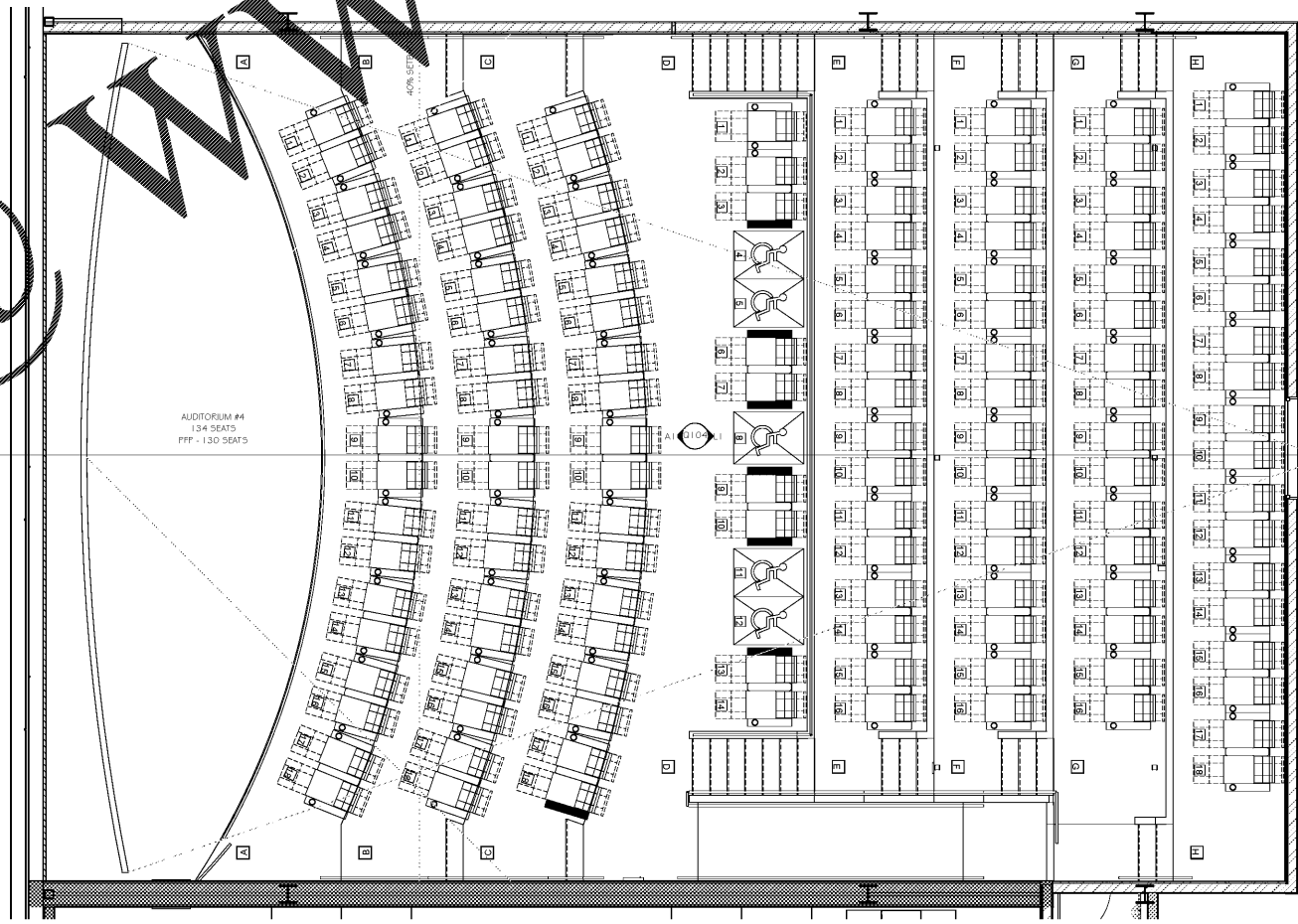
1/4" = 1'-0"

SCREEN CHART			
BOTTOM OF SCREEN	WIDTH	HEIGHT	SETBACK
2'-0"	47'-5"	25'-7 1/2"	39%
FLAT			
47'-5" W X 25'-7 1/2" H 1			
SCOPE			
47'-5" W X 20'-2 1/8" H			
SCREEN TYPE			
WHITE PERFORATED			



A1 SCREEN WALL ELEVATION - AUDITORIUM #4

1/4" = 1'-0"



A8 FLOOR PLAN - AUDITORIUM #4

1/4" = 1'-0"

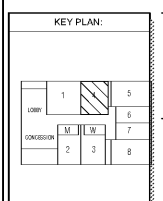


**SHEET LEGEND**  
 0000: GENERAL INFORMATION & SCOPE OF WORK  
 1000: EXTERIOR ARCHITECTURE & DETAILS  
 2000: FLOOR PLANS & CEILING PLANS  
 3000: EXTERIOR & INTERIOR ELEVATIONS  
 4000: BUILDING SECTIONS  
 5000: FINISHED PLANS  
 6000: EXTERIOR & INTERIOR DETAILS  
 7000: ROOF SCHEDULES, SCOPES & DETAILS  
 8000: MECHANICAL, PLUMBING & ELECTRICAL  
 9000: AUDITORIUM SIGHTLINE SECTIONS  
 S1: STRUCTURAL  
 M1: MECHANICAL  
 P1: PLUMBING  
 E1: ELECTRICAL  
 W1: WARDROBING DETAILS  
 F1: CASEWORK & EQUIPMENT  
 A1: AUDITORIUM

**AMC MADISON YARDS 8**  
 AMC NEW BUILD  
 605 MEMORIAL DR SE  
 ATLANTA, GA 30316



No.	Date	Description



**SHEET TITLE:**  
 AUDITORIUM SIGHTLINE STUDY

**SHEET NUMBER:**  
 Q104