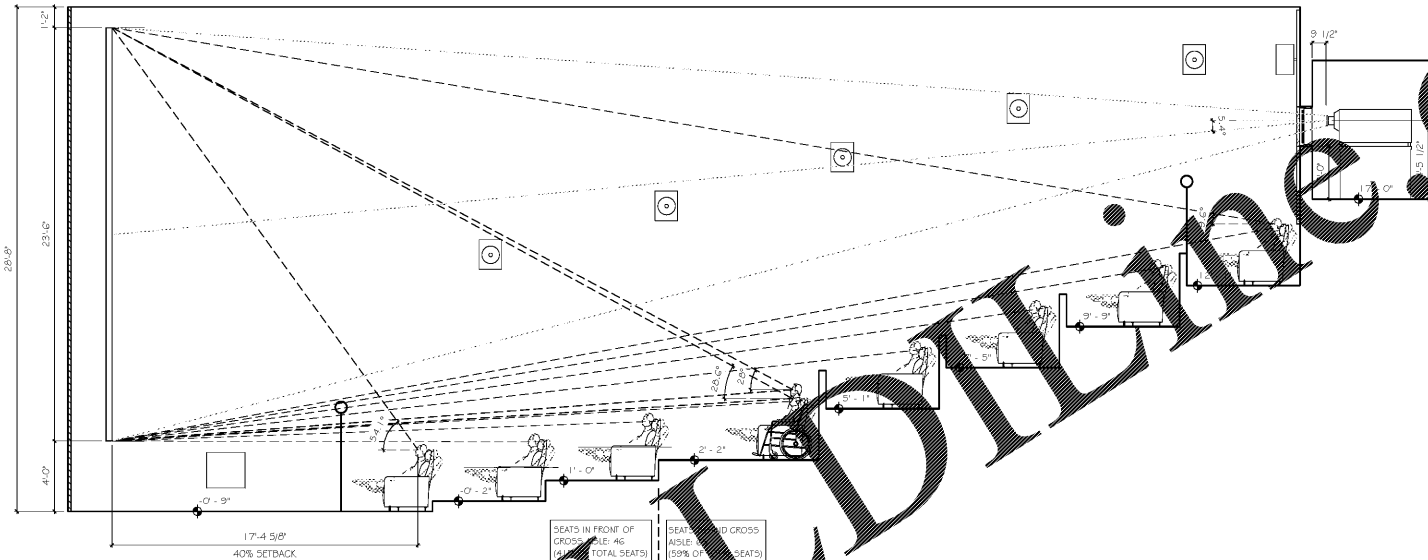


L1 PORT WALL ELEVATION - AUDITORIUM #3

1/4" = 1'-0"



L8 SIGHTLINE SECTION - AUDITORIUM #3

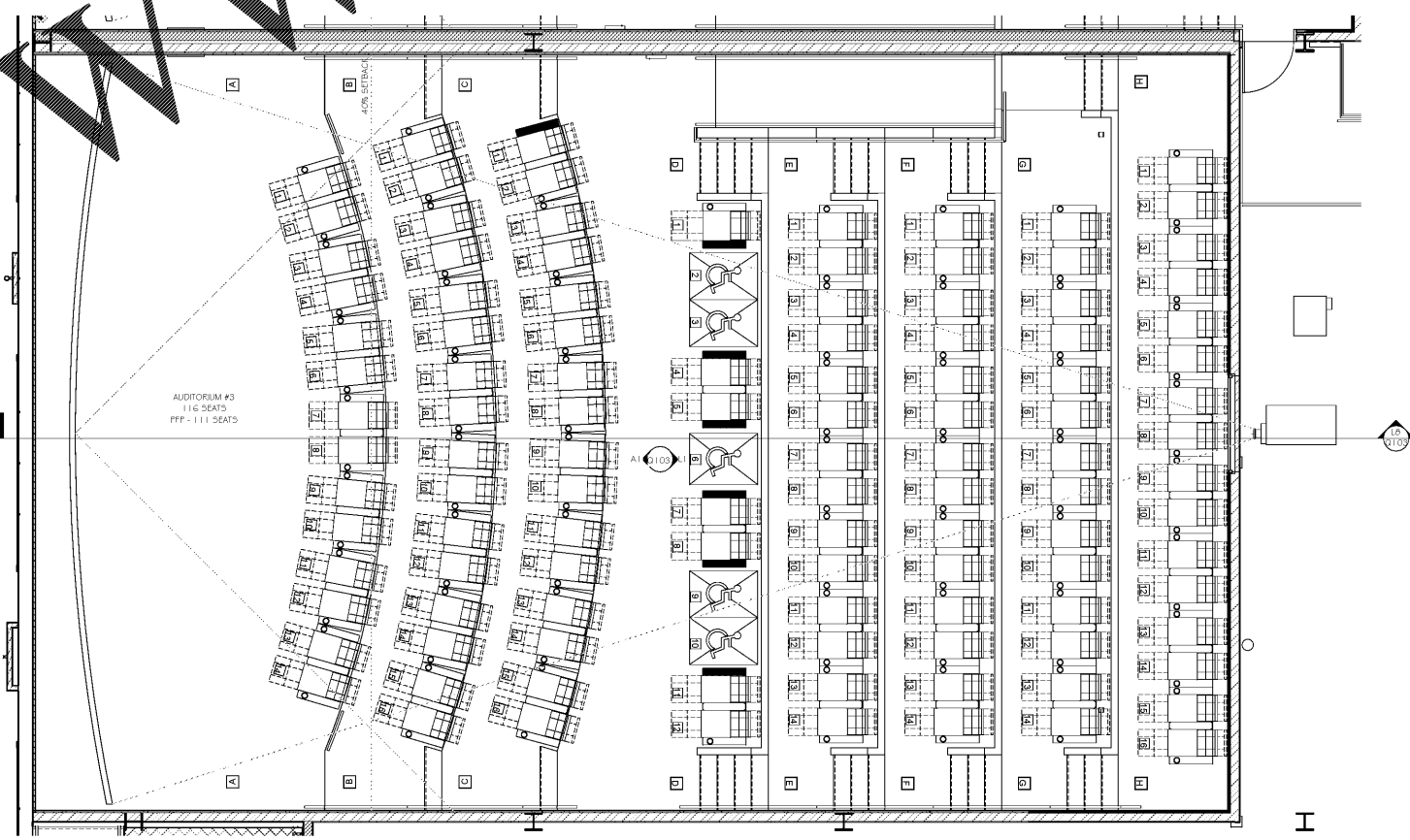
1/4" = 1'-0"

SCREEN CHART			
BOTTOM OF SCREEN	WIDTH	HEIGHT	SETBACK
2' - 0"	43' - 5"	23' - 6"	40%
FLAT			
43'-5" W X 23'-6" H			
SCOPE			
43'-5" W X 18'-5 3/4" H			
SCREEN TYPE			
WHITE PERFORATED			



A1 SCREEN WALL ELEVATION - AUDITORIUM #3

1/4" = 1'-0"



A8 FLOOR PLAN - AUDITORIUM #3

1/4" = 1'-0"



DATE: 05/22/2018  
 L. W. L. KE  
 14 West 3rd Street, Suite 102  
 Kennesaw, GA 30145  
 P: 770.421.0207  
 F: 770.421.1091

**SHEET LEGEND**

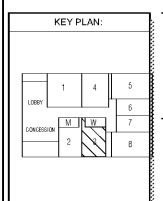
0000 GENERAL INFORMATION & SCOPE OF WORK  
 1000 EXTERIOR ARCHITECTURE & DETAILS  
 2000 FLOOR PLANS & CEILING PLANS  
 3000 EXTERIOR & INTERIOR ELEVATIONS  
 4000 BUILDING SECTIONS  
 5000 FINISHED PLANS  
 6000 EXTERIOR & INTERIOR DETAILS  
 7000 FLOOR SCHEDULES, FINISHES & DETAILS  
 8000 MECHANICAL, PLUMBING & ELECTRICAL  
 9000 AUDITORIUM SIGHTLINE SECTIONS

ST STRUCTURAL  
 ME MECHANICAL  
 PL PLUMBING  
 EL ELECTRICAL  
 WT WARDROBES  
 EQ EQUIPMENT  
 AU AUDITORIUM

**AMC MADISON YARDS 8**  
 AMC NEW BUILD  
 905 MEMORIAL DR SE  
 ATLANTA, GA 30316



No.	Date	Description



**SHEET TITLE:**  
 AUDITORIUM  
 SIGHTLINE  
 STUDY

**SHEET NUMBER:**  
 Q103

Order Plans

@

WWW.LDLINE.COM