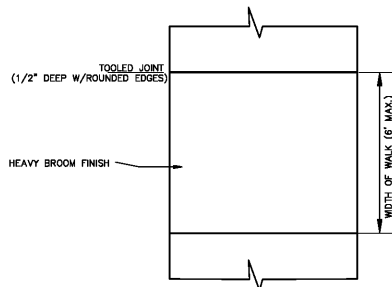
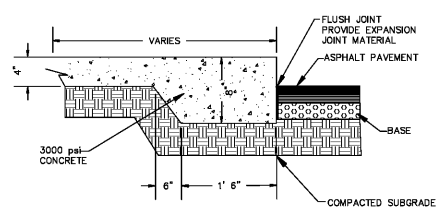


TYPICAL SECTION FOR DRIVES AND PARKING (NTS)

- SHEET LEGEND
- 12.5MM SUPERPAVE BITUMINOUS CONCRETE WEARING SURFACE, @ 150 #/sq' (-1/2")
  - 19MM BITUMINOUS CONCRETE BINDER LAYER, @ 300 #/sq' (2")
  - GRADED AGGREGATE BASE COURSE (GAB), UPPER LAYER, 6" COMPACTED THICKNESS
  - COMPACTED SUBGRADE
  - 24" CONCRETE CURB & GUTTER (SPL. OUT GUTTER TO BE CONSTRUCTED IF ON HIGHSIDE)
  - CONCRETE SIDEWALK-4" THICKNESS-3000psi CONCRETE



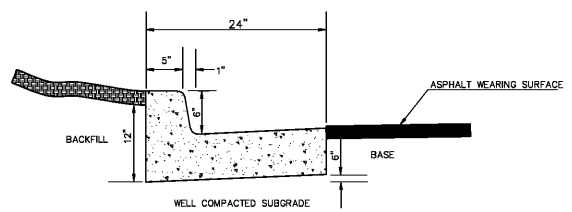
SIDEWALK FINISHING DETAIL (NTS)



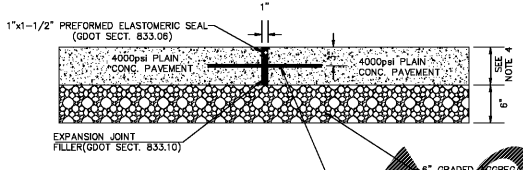
TURN DOWN SIDEWALK DETAIL (NTS)



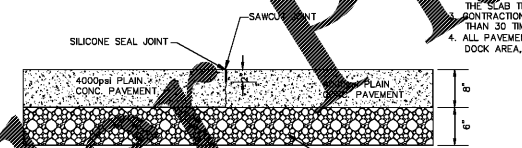
SIDEWALK (NTS)



STANDARD CURB & GUTTER



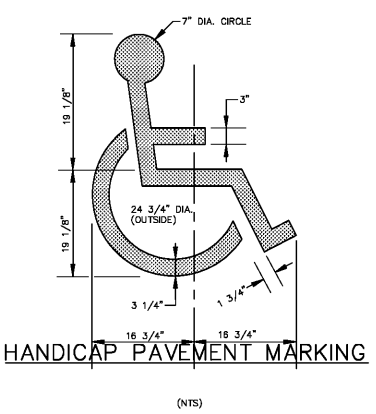
TRANSVERSE EXPANSION JOINT (NTS)



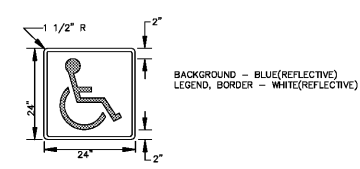
TRANSVERSE CONTRACTION JOINT (NTS)

CONCRETE PAVEMENT DETAILS

- NOTES:
- EXPANSION JOINT SPACING TO BE NO GREATER THAN 12 FEET.
  - CONTRACTION JOINTS TO BE PLACED AT MID POINT IN THE SLAB WIDTH IS GREATER THAN 30 TIMES THE SLAB THICKNESS, BUT LESS THAN 60 TIMES THE SLAB THICKNESS.
  - CONTRACTION JOINT SPACING TO BE NO GREATER THAN 30 TIMES THE SLAB THICKNESS.
  - ALL PAVEMENT TO BE 6" DEPTH EXCEPT AT LOADING DOCK AREA, WHERE 8" PAVEMENT IS REQUIRED.

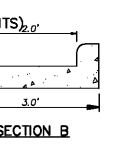


HANDICAP PAVEMENT MARKING (NTS)

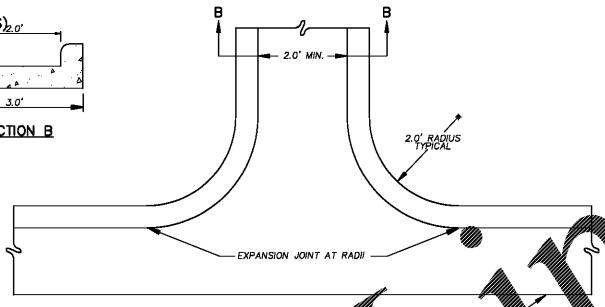


HANDICAP SIGN (NTS)

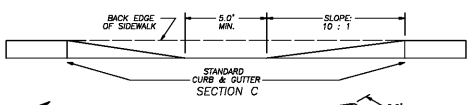
1. SIGN POST TO BE #2 "L" CHANNEL  
 2. BOLTS TO BE 3/16" W/SWAGED FLANGE COLLAR (2 REQUIRED /SIGN)  
 3. SIGN HEIGHT TO BE 8"0" (ROUND TO TOP OF SIGN)  
 4. POST TO BE ANCHORED IN 6" DIA. CLASS "B" CONC. (MIN. 18" DEEP)  
 5. SIGN PANEL TO BE 0.125" REFLECTORIZED ALUMINUM PANEL



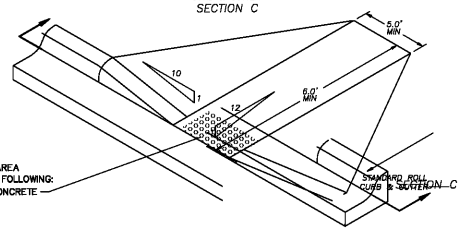
SECTION B



SLOPEDOWN SIDEWALK DETAIL (NO SCALE)



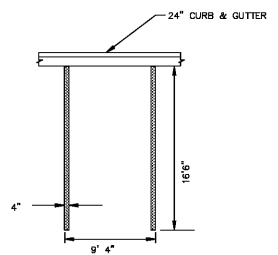
SECTION C



CURB CUT RAMP

- DETECTABLE WARNING W/ TRUNCATED DOME AREA SHALL BE ONE OF THE FOLLOWING:
1. STAMPED CONCRETE
  2. MAT

DETECTABLE WARNING W/ TRUNCATED DOME AREA SHALL BE ONE OF THE FOLLOWING:



PARKING STALL STRIPING DETAIL

- NOTES:
1. ALL PAVEMENT MARKING SHALL CONFORM TO GEORGIA DEPARTMENT OF TRANSPORTATION STANDARD SPECIFICATION (1993 EDITION) SECTION 652.
  2. MARKINGS SHALL BE MADE WITH REFLECTORIZED PERMANENT TRAFFIC PAINT CONFORMING TO SECTION 870 OF THE GDOT SPECIFICATIONS
  3. ALL PAVEMENT MARKINGS SHALL BE WHITE IN COLOR.



SMITH DESIGN GROUP, INC.

300 WEST HUNTERDON STREET  
 LAGRANGE, GEORGIA 30240  
 706-884-0111  
 www.sdginc.com

STOTHARD ENGINEERING, INC.

1008 COLQUITT ST.  
 LAGRANGE, GA 30241  
 PH: 706 884-5279  
 email: stothard@stothard-engineering.com

REVISIONS

DATE	DESCRIPTION

PROJECT:

VERNON ROAD FIRE STATION  
 VERNON ROAD  
 LAGRANGE, GEORGIA

TITLE:

INDEX SHEET

MODIFIED DATE:

JOB NO:

1731

ISSUED DATE:

SHEET:

FOR BID AND PERMIT  
 20 APRIL 2018

C-8

Order Plans

@

WWW

www.dilines.com