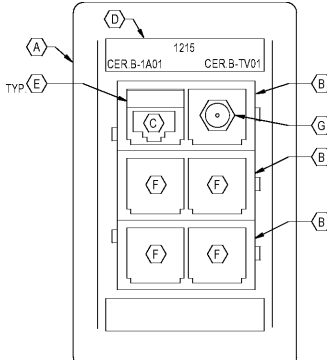


- TYPICAL CO OUTLET KEY NOTES**
- (A) COMMUNICATIONS OUTLET FACEPLATE, (COLOR LIGHT IVORY)
 - (B) FLAT BEZEL TYPE, MODULE INSERT FOR FACEPLATE, COLOR TO MATCH FACEPLATE
 - (C) SNAP-IN COUPLER WITH 8-PIN MODULAR JACK ASSEMBLY, PROVIDE OUTLET COUPLER
 - (D) SNAP-IN COUPLER WITH 8-PIN MODULAR JACK ASSEMBLY, PROVIDE OUTLET COUPLER
 - (E) SNAP-IN ICON TAB, COLOR TO MATCH SNAP-IN COUPLER
 - (F) COMMUNICATIONS OUTLET IDENTIFIER (SEE 'CO IDENTIFICATION NOMENCLATURE') ON LASER PRINTED INSERT UNDER FACTORY PLASTIC COVER
 - (G) SNAP-IN BLANK MODULE, COLOR TO MATCH FACEPLATE COLOR

- CO GENERAL NOTES**
1. SECURE CABLES JACK ASSEMBLIES USING FACTORY FURNISHED CABLE-TIE EYELETS AND CABLE TIES FOR CABLE MANAGEMENT AND STRAIN RELIEF. CONFORM TO MANUFACTURER'S PRINTED INSTALLATION INSTRUCTIONS.
 2. SEE TYPICAL CO MOUNTING DETAILS FOR INSTALLATION OF COMMUNICATIONS OUTLETS.

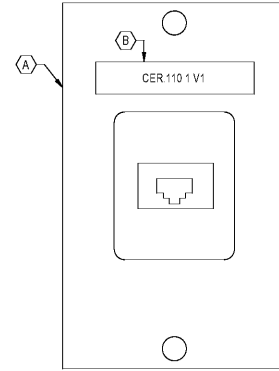
1 TYPICAL COMMUNICATIONS OUTLET (CO) - FACEPLATE DETAIL



- TYPE 'DTV' CO KEY NOTES**
- (A) COMMUNICATIONS OUTLET FACEPLATE, (COORDINATE COLOR WITH ARCHITECT)
 - (B) FLAT BEZEL TYPE, MODULE INSERT FOR FACEPLATE, COLOR TO MATCH FACEPLATE
 - (C) SNAP-IN COUPLER WITH 8-PIN MODULAR JACK ASSEMBLY, COUPLER COLOR TO MATCH FACEPLATE COVER
 - (D) COMMUNICATIONS OUTLET IDENTIFIER (SEE 'CO IDENTIFICATION NOMENCLATURE') ON LASER PRINTED INSERT UNDER FACTORY PLASTIC COVER
 - (E) SNAP-IN BLUE COLORED TAB
 - (F) SNAP-IN BLANK MODULE, COLOR TO MATCH FACEPLATE COLOR
 - (G) SNAP-IN MODULE WITH ONE 'F'-TYPE VIDEO CONNECTOR ASSEMBLY, (COORDINATE COLOR WITH ARCHITECT)

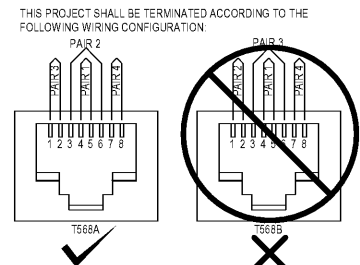
- 'DTV' GENERAL NOTES**
1. SECURE CABLES TO JACK ASSEMBLIES USING FACTORY FURNISHED CABLE-TIE EYELETS AND CABLE TIES FOR CABLE MANAGEMENT AND STRAIN RELIEF. CONFORM TO MANUFACTURER'S PRINTED INSTALLATION INSTRUCTIONS.
 2. LOCATE ADJACENT TO POWER RECEPTACLE

2 TYPICAL TELEVISION OUTLET DETAIL

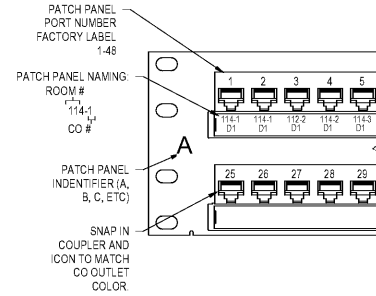


- WALL MOUNT PHONE KEY NOTES**
- (A) STAINLESS STEEL WALL PLATE, SINGLE GANG, SINGLE JACK, WITH LUGS FOR WALL MOUNTING. PROVIDE WITH WHITE 8-PIN (RJ45) MODULAR JACK ASSEMBLY.
 - (B) PROVIDE COMPONENT LABELING AND SECURE TO JACK.

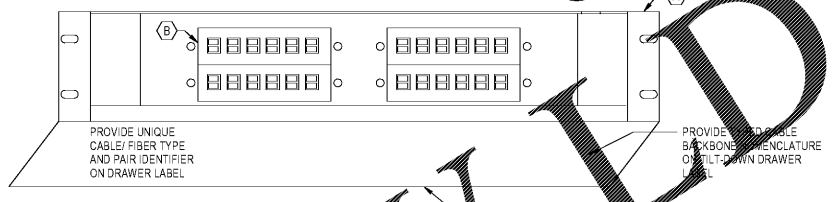
3 WALL MOUNT PHONE OUTLET DETAIL



4 WIRING TERMINATION STYLE DETAIL

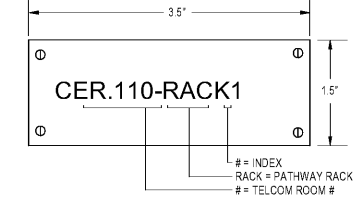


5 PATCH PANEL LABELING DETAIL

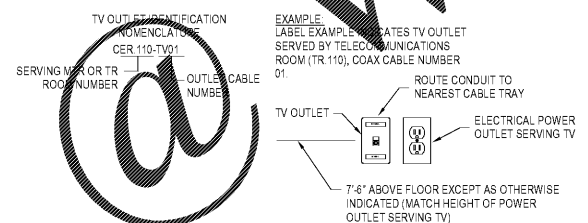


- RACK MOUNT FIBER ENCLOSURE NOTES:**
- (A) FIBER OPTIC ENCLOSURE, WITH SPACE FOR (4) ADAPTOR PLATES
 - (B) 6 PORT DUPLEX 'LC' FIBER OPTIC ADAPTORS
 - (C) FIBER OPTIC OUTLET IDENTIFIER ON LASER PRINTED INSERT UNDER FACTORY PLASTIC COVER

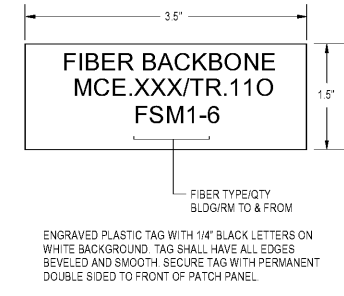
6 TYPICAL FIBER OPTIC PATCH PANEL WITH 24 DUPLEX LC CONNECTORS DETAIL



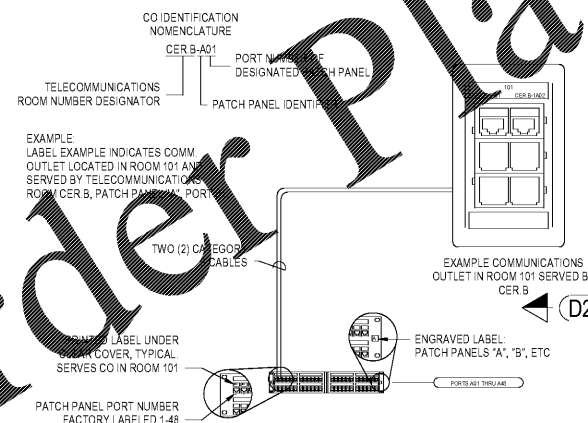
7 TYPICAL RACK LABEL DETAIL



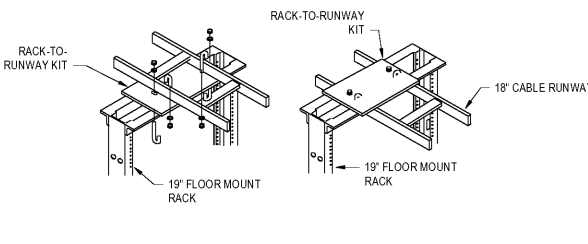
9 TV OUTLET MOUNTING DETAIL



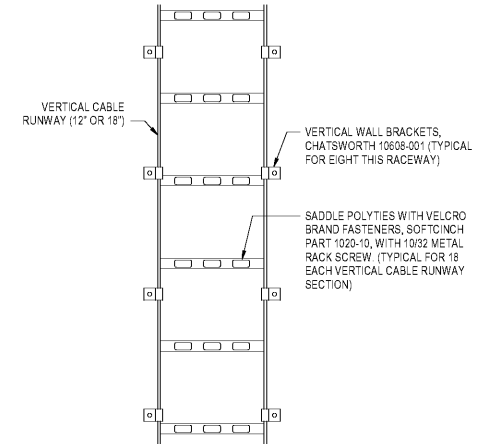
8 TYPICAL FIBER DRAWER LABEL DETAIL



10 TYPICAL TIA EIA 606A LABELING FROM CLOSET TO COMMUNICATIONS OUTLET DETAIL



11 TYPICAL RUNWAY RACK SUPPORT DETAIL



12 TYPICAL VERTICAL CABLE RUNWAY CABLE DETAIL

SCHMIDT CONSULTING GROUP, INC.
MECHANICAL, ELECTRICAL, STRUCTURAL, COMMUNICATIONS, INDUSTRIAL
ALABAMA LICENSE NUMBER 2193
WITH EXPIRES: FEBRUARY 17, 2020
FLORIDA LICENSE # FC 04226637
TODD MC HOLSON, P.E.
ALABAMA LICENSE NUMBER 29943-E
SC019100101C 2018-1/31

GMC

2701 1st Avenue S
Birmingham, AL 35233
T 205.879.4462
ONCNETWORK.COM

ISSUE DATE	DATE
ISSUE FOR BID	2018.05.25

SIMULATION LABORATORY
BUILDING - USA JOB #16-07
MOBILE, ALABAMA
ABC #2017372
GMC # AMOB160019



TELECOMMUNICATIONS DETAILS

T301

Sheet of

5/23/2018 8:00:00 AM

Order Plans

WWW.LDILine.com