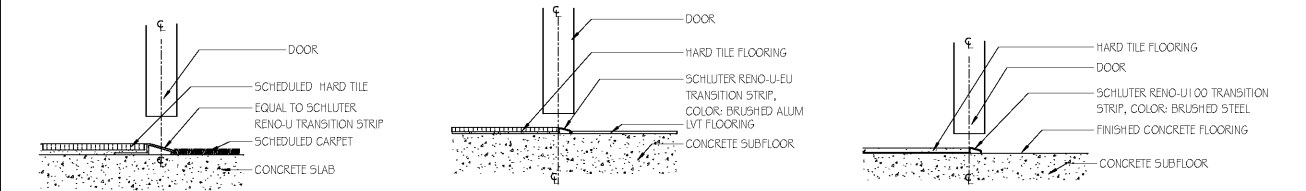
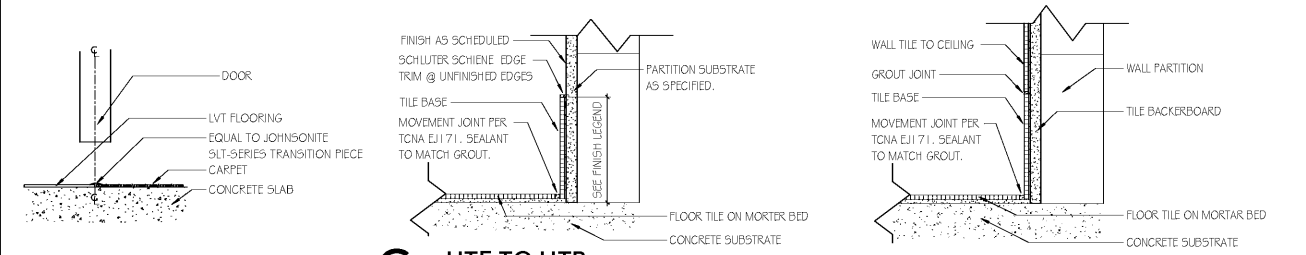


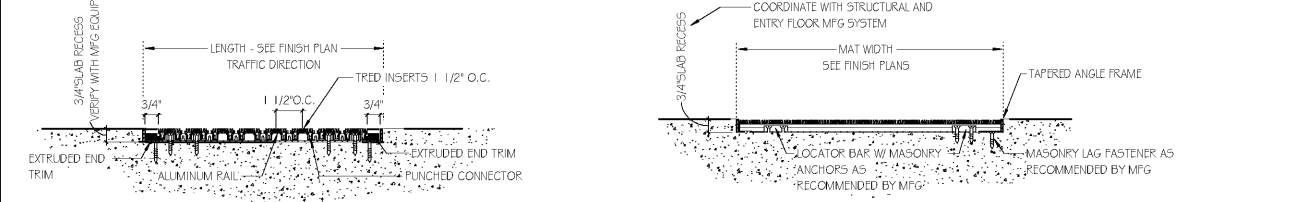
FLOOR TRANSITION DETAILS



J1 HTF TO CPT - TYP SCALE: 3" = 1'-0"
J3 HTF TO LVT/VCT SCALE: 3" = 1'-0"
J5 HTF TO SC SCALE: 3" = 1'-0"



G1 LVT TO CPT SCALE: 3" = 1'-0"
G3 HTF to HTB SCALE: 3" = 1'-0"
G5 HTF to HTW DETAIL SCALE: 3" = 1'-0"



F1 ENTRY FLOOR - EFG-2 - SECT Y-Y SCALE: 3" = 1'-0"
F4 ENTRY FLOOR - EFG-2 - SECT X-X SCALE: 3" = 1'-0"

GENERAL FINISH NOTES

- FOR CLARIFICATION OF MULTIPLE FINISH LOCATIONS, MILLWORK/CASEWORK OR OTHER SPECIAL TREATMENT AREAS, REFER TO ELEVATIONS, SECTIONS AND DETAILS. IF QUESTIONS ARISE, CONTACT THE DESIGNER.
- WALL BASE TO BE INSTALLED ON ALL WALLS - REFER TO FINISH SCHEDULE FOR TYPES - TYPICAL.
- LAY-OUT ALL WALL, FLOOR AND OTHER PATTERNS BASED UPON DIMENSIONS INDICATED. IF THE PATTERN PLACEMENT IS UNCLEAR, DO NOT SCALE DRAWINGS. CONTACT THE DESIGNER FOR DIRECTION.
- FIELD VERIFY ALL CASEWORK, MILLWORK, & FURNITURE OPENINGS PRIOR TO FABRICATION & INSTALLATION - TYPICAL.
- ALL EXPOSED ENDS OF CASEWORK/MILLWORK TO RECEIVE MATCHING LAMINATES.
- INSTALL 3MM EDGE BAND ON ALL PLASTIC LAMINATE COUNTERTOPS AND DOOR/DRAWER EDGES TO MATCH COUNTERTOP/CASEWORK LAMINATE COLOR. GC TO ALLOW ADEQUATE TIME FOR SPECIAL PRODUCTION RUN.
- ITEMS REQUIRING FINISH SELECTIONS WHICH DO NOT APPEAR IN THE FINISH SCHEDULE SHALL BE SELECTED FROM SAMPLE SUBMITTALS MADE TO THE DESIGNER. REFER TO SPECIFICATION SECTIONS FOR ADDITIONAL SUBMITTAL REQUIREMENTS IN ADDITION TO MATERIAL SUBMITTALS INDICATED IN THE FINISH MATERIAL SCHEDULE.
- ALL PARTIES RESPONSIBLE FOR DELIVERING FINISHES TO THE SITE SHALL CHECK AVAILABILITY OF QUANTITIES AND DELIVER DATES AS SOON AS BID IS AWARDED TO AVOID DELAY IN MATERIAL DELIVERY. SPECIAL ITEMS CALLED OUT IN THIS SCHEDULE SHALL BE ORDERED TO HAVE A LONG LEAD TIME.
- NON ADA TOILET PARTITIONS TO BE CENTERED IN STALL.
- DOOR KICKERS HEIGHT TO BE (3" MAX. F.) TO THE BOTTOM OF THE DOOR SILL. GC TO COVER WITH WALL BLOCKING AS REQD.
- IF UNLESS SPECIFICALLY NOTED WITHIN CONSTRUCTION DOCUMENTS, ARCHITECT SHALL BE NOTIFIED BY CONTRACTOR FOR FINAL CLARIFICATION. DISCREPANCIES IN DRAWINGS ARE CONSIDERED UNINTENTIONAL AND REQUIRE CLARIFICATION BY THE CONTRACTOR.

FINISH NOTES - FLOORING AND BASE

- FLOOR MATERIALS ARE TO BE INSTALLED IN MANNER TO AVOID ALL SLIVER CUTS LESS THAN 4" WIDE @ WALL PERIMETERS & MATERIAL TRANSITIONS. CONTACT DESIGNER IF JOBSITE CONDITIONS DIFFER.
- REFER TO FLOOR FINISH PLANS FOR FLOOR PATTERN. CONTRACTOR TO NOTIFY INTERIOR DESIGNER BEFORE INSTALLATION OF FLOORING TO REVIEW DESIGN INTENT OF FLOOR PATTERN PLAN.
- ALL FLOORING TRANSITIONS INCLUDING DOOR THRESHOLDS, SIMILAR MATERIAL OR REDUCER STRIPS AND OTHER THRESHOLDS TO DISSEMINATE MATERIAL SHALL BE LOCATED AT THE CENTERLINE OF DOOR OPENING IN CLOSED POSITION UNLESS SHOWN OTHERWISE IN FINISH PLANS.
- REFER TO THE MATERIAL LEGEND FOR INTERIOR DETAILS FOR TRANSITIONS BETWEEN FLOORING MATERIAL TYPES. CONTACT THE DESIGNER FOR REACTION OF ANY TRANSITION NOT SPECIFIED OR INDICATED.
- WHEN SIMILAR MATERIALS (SUCH AS LVT) ARE USED IN ADJACENT ROOMS, TRANSITION MATERIALS AT THE CENTERLINE OF DOOR IN CLOSED POSITION WITH A TRANSITION CUT. DO NOT INSTALL FEATURE STRIPS OR OTHER TRANSITION MATERIALS AT LVT TO LVT (OR SIMILAR FLOORING MATERIALS) BETWEEN ROOMS OR SPACES UNLESS NOTED OTHERWISE.
- INSTALL FLOOR TRANSITIONS, REDUCERS, EDGE GUARDS, ETC AT ALL LOCATIONS WHERE FLOORING CHANGES MATERIAL. COLORS SHALL BE SELECTED IN CA. REFER TO DETAILS - TYPICAL.
- REFER TO FINISH PLAN FOR FLOOR PATTERN AT HARD TILE FLOOR. ALIGN AS INDICATED WITH ROOM ELEMENTS. ALIGN VERTICAL GROUT LINES OF WALL TILE WITH THOSE IN FLOOR TILE U.O.N. CONTRACTOR TO ENSURE THAT ALL FLOOR TILE JOINTS ARE STRAIGHT AND ALIGNED.
- GROUT COLORS TO BE DETERMINED IN CONSTRUCTION.
- INSTALL FLOORING UNDER ALL CASEWORK, MILLWORK, EQUIPMENT, & FURNITURE - TYPICAL.
- INSTALL FINISH STRIP EQUAL TO SCHLUTER "JOLLY" AT ALL EXPOSED TILE EDGES & CORNERS.
-

FINISH NOTES - PAINT AND WALL FINISHES

- REFER TO FINISH PLAN & ELEVATIONS FOR LOCATION OF WALL ACCENT PAINT COLOR.
- REFER TO PLAN & ELEVATIONS FOR LOCATIONS OF ACCENT PAINT COLOR ON LANDINGS AND SOFFITS.
- ALL GYPSUM BOARD SOFFITS AND BULKHEADS SHALL BE PAINTED PNT-1 UNLESS OTHERWISE NOTED. SEE RCP & ELEVATIONS.
- ALL HOLLOW METAL DOOR FRAMES AND INTERIOR HOLLOW METAL WINDOW FRAMES TO BE PAINTED AS INDICATED IN THE FINISH MATERIAL LEGEND UNLESS OTHERWISE NOTED. PAINT ATTACHED ARCHITECTURAL CASING/MILLWORK TO MATCH HIM FRAME COLOR.
- ALL PAINT GRADE ARCHITECTURAL MILLWORK (WOOD TRIM, CASING, ETC) TO BE SEMI-GLOSS FINISH. REFER TO FINISH LEGEND AND SCHEDULE FOR COLORS.
- MISCELLANEOUS METAL (RETURN AND AIR SUPPLY GRILLES, EXPANSION JOINTS, ETC.) LOCATED ON WALL SURFACES IS TO BE PAINTED TO MATCH ADJACENT WALL COLOR.
- CAULK ALL DOOR FRAMES, MILLWORK, AND VIEW WINDOW FRAMES AFTER WALL COVERING INSTALLATION IS COMPLETE. COLOR OF CAULK TO MATCH ADJACENT FINISH.
- ALL ACCESS PANELS AND GRILLES TO BE PAINTED WALL OR CEILING COLOR U.N.O.
- DOOR LABELS ON RATED DOORS ARE TO REMAIN UNPAINTED.
-
-
-

FINISH LEGEND

FLOOR			BASE			MISC		
NUMBER	TYPE	DETAIL DESCRIPTION	NUMBER	TYPE	DETAIL DESCRIPTION	NUMBER	TYPE	DETAIL DESCRIPTION
CPT-1	CARPET	MANUFACTURER: MANNINGTON STYLE NAME: TERRAIN COLOR: CATCHER #34012 SIZE: 24'X24' MODULAR TILE INSTALLATION METHOD: SHUFFLED LOCATION:	HTB-1	HARD TILE - BASE	MANUFACTURER: DALTILE STYLE NAME: STONE-GRANITE COLOR: G259, SILVER PEARL, POLISHED SIZE: 6" X 24" INSTALLATION: SEE FLOOR DETAILS LOCATION: TOILETS	AWP-1	ACOUSTICAL WALL PANELS	MANUFACTURER: AVL SYSTEMS STYLE NAME: ACOUSTECH HIGH PERFORMANCE PANELS, ABUSE RESISTANT, HIGH IMPACT FABRIC: VARIES, KEYS ON ELEVATION AWP-1A: CARNEGIE, MERGE #6088-82 (BLUE) AWP-1B: CARNEGIE, 5TITCH #5374-34 (BLUE MULTI TEXTURE) AWP-1C: EYKON, BELLESSIMO #UHA-BL, COLOR: 04, NAVY AWP-1D: EYKON, BELLESSIMO #UHA-BL, COLOR: 10, LONG PADDY AWP-1E: MAHARAM, CORNER #901420, COLOR: 031 BOLD AWP-1F: MAHARAM, MANIER #466177, COLOR: 026 BASIN AWP-1G: MAHARAM, REPLY #3300, COLOR: 008 FROST THICKNESS: VARIES - 1-5/8", 2-1/8" PANEL VARIES - SEE ELEVATION INSTALLATION: Z-CLIP LOCATION: LOBBY - SEE ELEVATION
EFG-1	ENTRANCE FLOOR GRID	MANUFACTURER: CS SPECIALTIES STYLE NAME: GRIDLINE 2 WITH CARPET #66PC FRAME: STAINLESS STEEL CARPET INSERT: HEAVY DUTY MONOTUF COLOR: TBD SIZE: SEE DWGS LOCATION: LOBBY ENTRY	RB-1	RUBBER BASE	MANUFACTURER: JOHNSONITE STYLE NAME: MILLWORK - MANDALAY BAY COLOR: PEBBLE #32 SIZE: 4.5" H X 8'-0" LENGTHS INSTALLATION: MITER CORNERS & JOINTS AS RECOMMENDED BY MFG LOCATION: CORRIDORS & WHERE NOTED IN DWGS			
EFG-2	ENTRANCE FLOOR GRID	MANUFACTURER: CS SPECIALTIES STYLE NAME: G5 PEDITRED LP FRAME: EXTRUDED ALUMINUM CARPET INSERT: HEAVY DUTY MONOTUF COLOR: TBD SIZE: SEE DWGS LOCATION: TECH WORKROOM	RB-2	RUBBER BASE	MANUFACTURER: JOHNSONITE STYLE NAME: WALL BASE - TRADITIONAL - TYPE TP - WITH TOE COLOR: PEBBLE #32 SIZE: 4" H, 120' COIL INSTALLATION: MITER CORNERS & JOINTS RECOMMENDED BY MFG LOCATION: WHERE NOTED IN DWGS			
HTF-1	HARD TILE - FLOOR	MANUFACTURER: DALTILE STYLE NAME: STONE-GRANITE COLOR: G259, SILVER PEARL, POLISHED (25%) & FLAMED (75%) SIZE: 12" X 24" INSTALLATION: SEE DWGS LOCATION: TOILETS	TZB-1	TERRAZZO BASE	MANUFACTURER: TECURA DESIGNS STYLE NAME: ATMOSPHERE COLOR: RETREAT #T259 AGGREGATE COLOR: CRYSTAL GRAIN SIZE: 24" X 24" INSTALLATION: LONG SIDE TO BE VERTICAL - STACK BOND LOCATION: ELEVATOR WALLS AT LOBBYS, REF ELEVATIONS	CG-1	CORNER GUARDS	MANUFACTURER: TBD STYLE NAME: TBD SIZE: TBD INSTALLATION: TBD LOCATION: TBD
HTF-2	HARD TILE - FLOOR	MANUFACTURER: DALTILE COLLECTION: FABRIC ART STYLE NAME: MODERN LINEAR COLOR: ML-60, WHITE FINISH: UNPOLISHED SIZE: 12" X 24" INSTALLATION: SEE DWGS LOCATION: ACCENT STRIPE @ TOILETS	WOB-1	WOOD BASE	MANUFACTURER: TBD STYLE NAME: TBD COLOR: TBD FINISH: TBD SIZE: 24" INSTALLATION: LONG SIDE TO BE VERTICAL - STACK BOND LOCATION: ELEVATOR WALLS AT LOBBYS, REF ELEVATIONS	CC-1	CLUBSICLE CURTAIN FABRIC	MANUFACTURER: STANDARD TEXTILE PATTERN NAME: STANDARD COLOR: MINERAL #GM004504 WIDTH: 72", REPEAT: V 72" H 21" INSTALLATION: RAILROADED LOCATION: SKILLS LABS
LVT-1	LUXURY VINYL TILE	MANUFACTURER: MANNINGTON AMTICO STYLE NAME: CLASSIC WALNUT COLOR: APOLO #10 SIZE: 9" X 36" PLANK INSTALLATION: BREAKROOMS, WORKROOMS, SEE ELEVATIONS				PL-1	PLASTIC LAMINATE	MANUFACTURER: FORMICA COLOR: STORM SOUNDRZ #3505-58 FINISH: CASEWORK CABINETS
SC	SEALED CONCRETE	MANUFACTURER: CLEANED, SEALED STRUCTURAL CONCRETE FINISH: CLEAR LOCATION: SEE DRAWINGS	HTW-1	HARD TILE - WALL	MANUFACTURER: DALTILE COLLECTION: FABRIC ART STYLE NAME: MODERN LINEAR COLOR: MODERN TEXTILE DK GRAY #MT54 SIZE: VARIES HTW-1A: 24" X 24" HTW-1B: 1" X 3" MOSAIC MOUNTED ON 12X12 SHEET FINISH: UNPOLISHED GROUT COLOR: LATICRETE #45 - RAVEN LOCATION: TOILET WET WALLS, SEE PLANS AND ELEVATIONS	PL-2	PLASTIC LAMINATE	MANUFACTURER: FORMICA COLOR: PALOMA POLAR #6698 FINISH: COUNTERTOPS AT LABS AND WHERE NOTED IN DWGS
ST	STAINED & SEALED CONCRETE	MANUFACTURER: CLEANED, STAINED, & SEALED STRUCTURAL CONCRETE FINISH: TROWEL FINISH WITH LIGHT GRIT COLOR: AMERIPOLISH - SLATE BLUE (TBD) LOCATION: STAIR 2 AND AS NOTED IN DWGS				SS-1	SOLID SURFACE	MANUFACTURER: CORIAN COLOR: RICE PAPER LOCATION: COUNTERTOPS AT RESTROOMS & WHERE NOTED IN DWGS
TZ-1	TERRAZZO TILE	MANUFACTURER: TECURA DESIGNS STYLE NAME: ATMOSPHERE COLOR: RETREAT #T259 AGGREGATE COLOR: CRYSTAL GRAIN SIZE: 24" X 24" INSTALLATION: SEE FINISH PLAN LOCATION: LOBBY	HTW-2	HARD TILE - WALL	MANUFACTURER: TBD STYLE NAME: TBD COLOR: TBD FINISH: TBD GROUT COLOR: TBD LOCATION: ELEVATOR SURROUND AT LOBBY	SS-2	SOLID SURFACE	MANUFACTURER: CORIAN COLOR: CONCRETE LOCATION: COUNTERTOPS IN TECH WORK ROOM & WHERE NOTED IN DWGS
TST-1	TERRAZZO STAIR TREAD	MANUFACTURER: TECURA DESIGNS STYLE NAME: ATMOSPHERE COLOR: RETREAT #T259 AGGREGATE COLOR: CRYSTAL GRAIN SIZE: PRECAST STAIR TREADS & LANDINGS - VERIFY SIZE IN DRAWINGS - COORDINATE WITH STRUCTURAL INSTALLATION: SEE FINISH PLAN LOCATION: STAIR 1	PNT-1	PAINT	MANUFACTURER: SHERWIN WILLIAMS COLOR: SEA SALT #SW 6204 FINISH: LOCATION:	TP-1	TOILET PARTITIONS	MANUFACTURER: TYPE: SOLID PHENOLIC CORE WITH PLAM FINISH AND MATCHING EDGES PLAM MFG: COLOR: SIZE: SEE DWGS LOCATION: MEN'S & WOMEN'S RESTROOMS
VCT-1	VINYL COMPOSITION TILE	MANUFACTURER: ARMSTRONG STYLE NAME: STRIATIONS, BBT WITH BIOSTRIDE COLOR: ATMOSPHERE #13601 SIZE: 12" X 24" - 1/8" THICK INSTALLATION: SEE FINISH PLAN LOCATION: FIELD COLOR @ CORRIDORS, CLASSROOMS, LABS & WHERE NOTED IN DWGS	PNT-2	PAINT	MANUFACTURER: SHERWIN WILLIAMS COLOR: SPARE WHITE #SW 6203 FINISH: LOCATION:	WF-1	WINDOW FILM	MANUFACTURER: 3M FASARA PATTERN: STRAIGHT WASH #SH27G5W OPACITY LEVEL: MINIMUM 60% - PROVIDE MOCKUP FOR OWNER APPROVAL SIZE: 50" W INSTALLATION: ADHERE TO GLAZING ON INSIDE OF ROOM - RUN PATTERN VERTICAL LOCATION: OPEN OFFICE STORE FRONT, SEE WINDOW ELEVATIONS
VCT-2	VINYL COMPOSITION TILE	MANUFACTURER: ARMSTRONG STYLE NAME: STRIATIONS, BBT W/ BIOSTRIDE COLOR: TWILIGHT #13603 SIZE: 12" X 24" - 1/8" THICK INSTALLATION: SEE FINISH PLAN LOCATION: ACCENT @ CORRIDORS, CLASSROOMS, LABS & WHERE NOTED IN DWGS	WC	WALL COVERING	MANUFACTURER: TBD STYLE NAME: TBD COLOR: TBD SIZE: TBD INSTALLATION: LOCATION: LOBBY AWP			
VCT-3	VINYL COMPOSITION TILE	MANUFACTURER: ARMSTRONG STYLE NAME: STRIATIONS, BBT W/ BIOSTRIDE COLOR: STARDUST #13612 SIZE: 12" X 24" - 1/8" THICK INSTALLATION: SEE FINISH PLAN LOCATION: ACCENT @ CORRIDORS, LABS, & WHERE NOTED IN DWGS						

GMC
 2701 1st Avenue S
 Birmingham, AL 35233
 T 205.879.4462
 gmcnetwork.com

ISSUE DATE	ISSUE FOR BID
2019.05.25	

SIMULATION LABORATORY
 BUILDING - USA JOB #16-07
 MOBILE, ALABAMA
 ABC #2017372
 GMC # AMOB160019



FINISH LEGEND & NOTES
A8.03
 sheet of