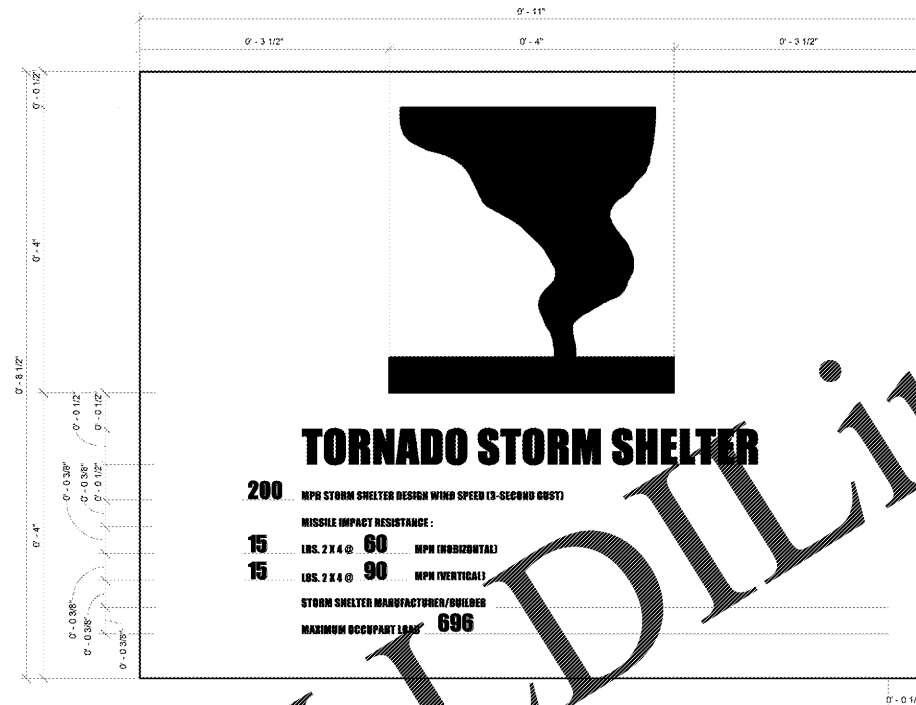



- NOTES:
1. CAST ACRYLIC SIGN PER SPECIFICATIONS
  2. LOCATE 40" MIN TO 70" MAX A.F.F. MEASURED TO THE BASELINE OF BRAILLE CELLS (ICC A117.1 -2009)
  3. BACKGROUND COLOR TO BE GRAY WITH BLACK LETTERS - TORNADO SYMBOL TO BE BLACK WITH WHITE BACKGROUND
  4. TORNADO SHELTER ENTRANCE SIGNS TO BE PLACED OUTSIDE OF EACH STORM SHELTER ENTRY DOOR.
- NOTE: SIGNAGE NIC

**F2 SHELTER ENTRANCE SIGN - SES**  
SCALE: 12" = 1'-0"



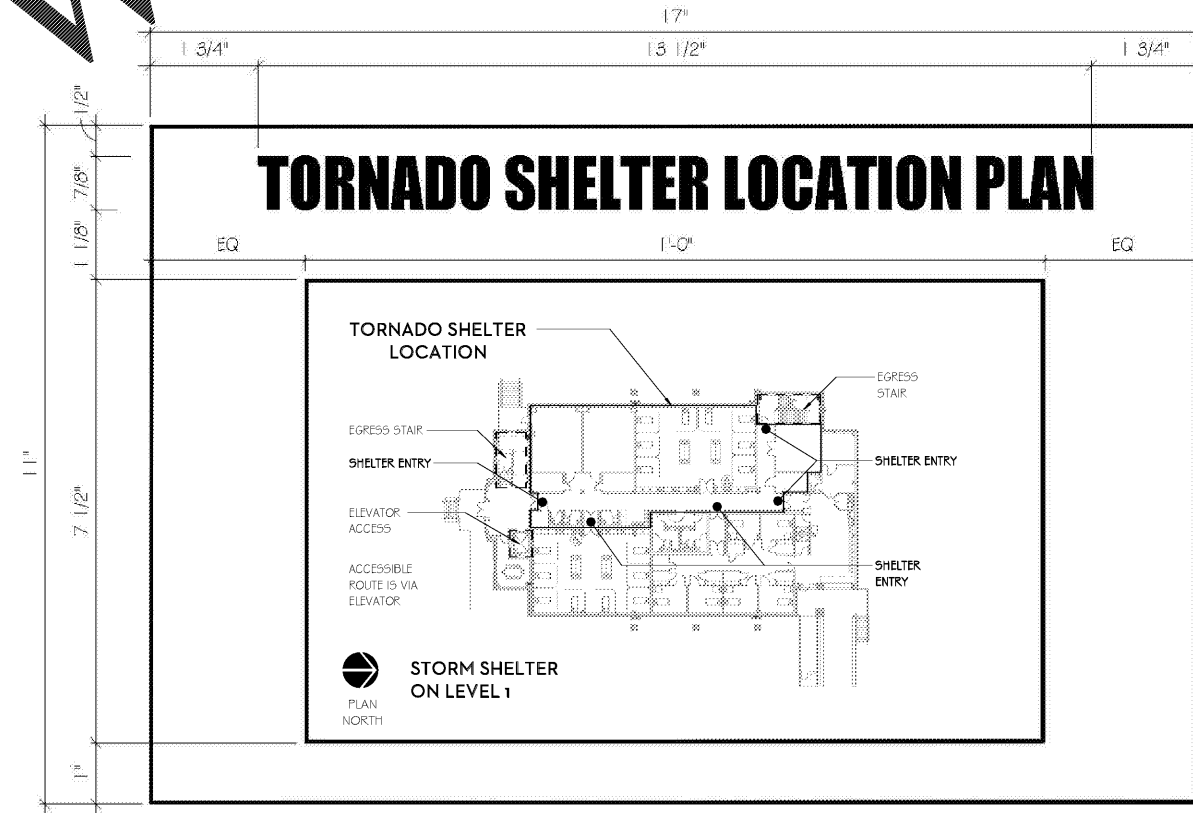
- NOTES:
1. CAST ACRYLIC SIGN PER SPECIFICATIONS
  2. LOCATE 60" A.F.F. MEASURED TO THE CENTERLINE OF THE SIGN
  3. BACKGROUND COLOR TO BE GRAY WITH BLACK LETTERS - TORNADO SYMBOL TO BE BLACK WITH WHITE BACKGROUND
  4. TORNADO SHELTER IDENTIFYING SIGN TO BE PLACED ADJACENT TO ACCESS DOORS ON THE INSIDE OF THE STORM SHELTER, IN THE LOCATION NOTED ON THE SHIELDING AND LIFE SAFETY PLAN
- NOTE: SIGNAGE NIC

**F7 SHELTER IDENTIFYING SIGN - SIS**  
SCALE: 1'-0" = 1'-0"



- STAIR IDENTIFICATION SIGN TYPE  
QUANTITY: NIC, PROVIDED BY OWNER  
LOCATION: INSIDE EACH STAIR, AS NOTED ON LIFE SAFETY PLANS  
MESSAGE: TO BE DETERMINED

**A3 STAIR SIGNAGE**  
SCALE: 6" = 1'-0"



- NOTES:
1. CAST ACRYLIC SIGN PER SPEC SECTION 10400
  2. LOCATE 60" A.F.F. MEASURED TO THE CENTERLINE OF THE SIGN
  3. BACKGROUND COLOR TO BE WHITE WITH BLACK LETTERS
  4. SEE PLANS FOR SIGN LOCATIONS
- NOTE: SIGNAGE NIC

**A7 SHELTER ACCESS SIGNAGE - SAS**  
SCALE: 6" = 1'-0"

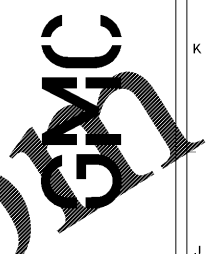
ISSUE DATE	ISSUE FOR BID
	2018.05.25

SIMULATION LABORATORY  
BUILDING - USA JOB #16-07  
MOBILE, ALABAMA  
ABC #2017372  
GMC # AMOB160019



LIFE SAFETY PLAN -  
SIGNAGE  
**G2.04**  
sheet 2 of 2

Order Plans @ WWW.LDILine.com



2701 1st Avenue S  
Birmingham, AL 35233  
T 205.879.4462  
GMCNETWORK.COM