


DESIGNER
CLARK NEXSEN
 213 South Jefferson, Suite 1011
 Roanoke, Virginia 24011
 540-982-9800
 www.clarknexsen.com
 Clark Nexsen License Number: C-1028



SUBMITTAL
 4 MAY 2018
CONSTRUCTION DOCUMENTS

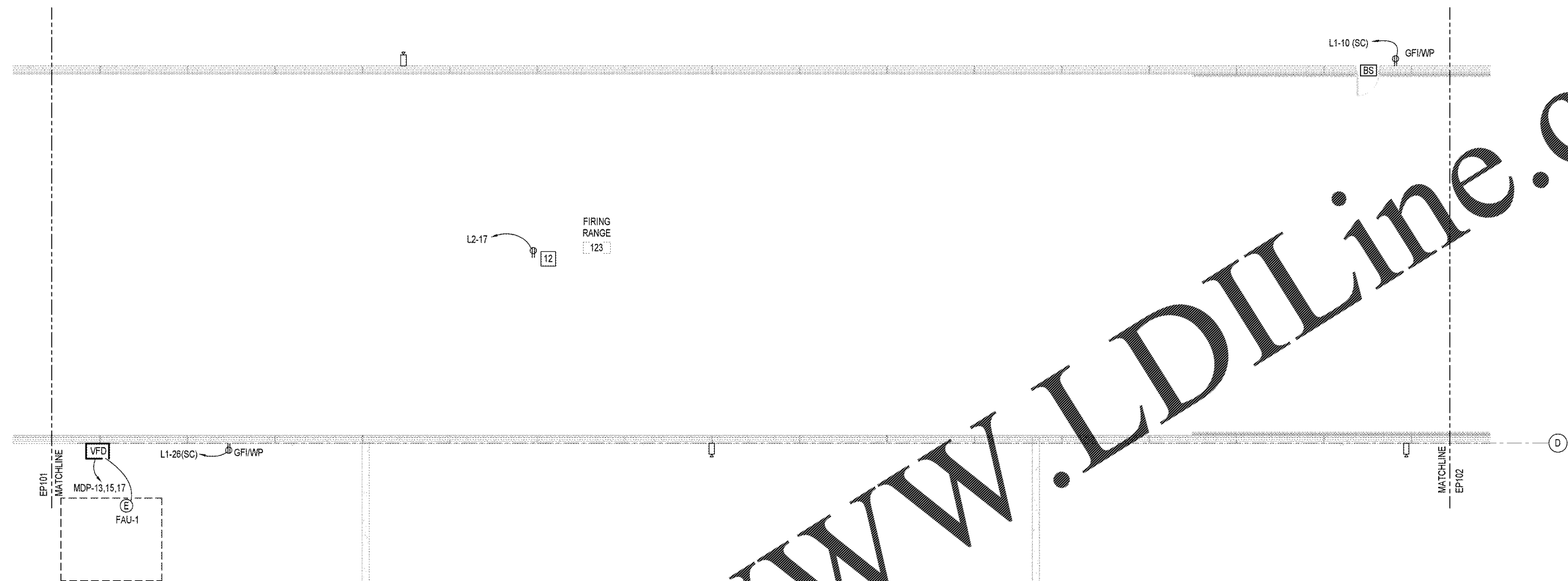
REVISIONS

NO.	DATE	DESCRIPTION

SHEET
**POWER AND TELECOM PLAN -
 AREAS B & C, MAT ROOM**

EP102

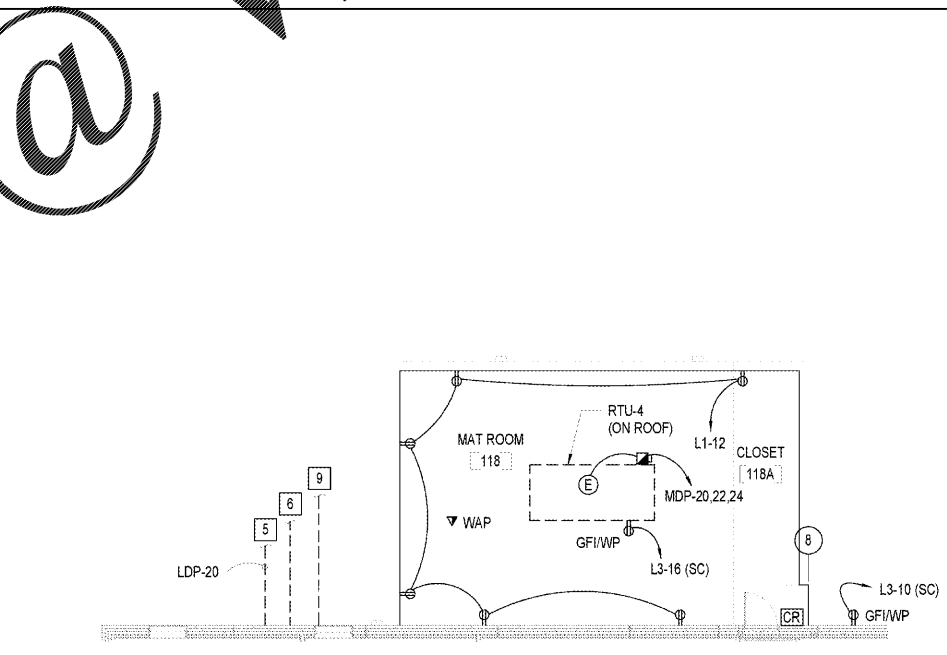
DESIGN: Designer
 DRAWN: Author
 REVIEW: Checker
CN 5938



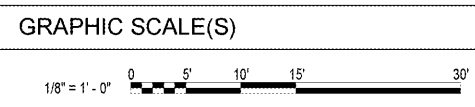
POWER PLAN - AREA B
 1/8" = 1'-0"



POWER PLAN - AREA C
 1/8" = 1'-0"



POWER PLAN - MAT ROOM
 1/8" = 1'-0"
 ADDITIVE BID ITEM #1



CONSTRUCTION NOTES

- 1" UNDERGROUND CONDUIT FOR PIV VALVE TAMPER SWITCH, STUB UP IN FIRE CONTROL ROOM 136. REFER TO CIVIL PLANS FOR LOCATION.
- 1" UNDERGROUND CONDUIT FOR BACKFLOW PREVENTER TAMPER SWITCHES, STUB UP IN FIRE CONTROL ROOM 136. ENCLOSURE IS APPROXIMATELY 400 FEET AWAY. REFER TO CIVIL PLANS FOR LOCATION.
- 2#6, 1#10G IN 1-1/4" UNDERGROUND CONDUIT FOR FIRE SERVICE BACKFLOW PREVENTER ENCLOSURE HEATER, STUB UP IN ELECTRICAL ROOM 129 AND CIRCUIT TO LPD-14. ENCLOSURE IS APPROXIMATELY 400 FEET AWAY. REFER TO CIVIL PLANS FOR LOCATION.
- 2#6, 1#10G IN 1-1/4" UNDERGROUND CONDUIT FOR WATER SERVICE PRESSURE REDUCING VALVE ENCLOSURE HEATER, STUB UP IN ELECTRICAL ROOM 129 AND CIRCUIT TO LPD-16. ENCLOSURE IS APPROXIMATELY 400 FEET AWAY. REFER TO CIVIL PLANS. REFER TO CIVIL PLANS FOR LOCATION.
- 1-1/4" UNDERGROUND CONDUIT FOR ACCESS GATE POWER, STUB UP IN ELECTRICAL ROOM 129. REFER TO CIVIL PLANS FOR LOCATION.
- 1-1/4" UNDERGROUND CONDUIT FOR ACCESS GATE CARD READER, STUB UP IN TELECOM ROOM 128. REFER TO CIVIL PLANS FOR LOCATION.
- INTERCOM AND CARD READER MOUNTED TO PEDESTAL. PROVIDE 1-1/4" UNDERGROUND CONDUIT, STUB UP IN TELECOM ROOM 128. SEE ARCHITECTURAL PLANS.
- ROOFTOP MAINTENANCE RECEPTACLE. MOUNT ADJACENT TO EQUIPMENT SHOWN.
- 1-1/4" UNDERGROUND CONDUIT FOR POLE-MOUNTED SECURITY CAMERA, STUB UP IN TELECOM ROOM 128. REFER TO CIVIL PLANS FOR LOCATION.
- 2#6, 1#10G IN 1-1/4" UNDERGROUND CONDUIT FOR OUTDOOR RECEPTACLE IN DOG TRAINING AREA. PROVIDE WEATHERPROOF/GFI RECEPTACLE MOUNTED 12" ABOVE CONCRETE PAD ON RIGID STEEL STUB UP. COORDINATE EXACT MOUNTING AND LOCATION WITH CIVIL PLANS. STUB UP CONDUIT IN ELECTRICAL ROOM 129 AND CIRCUIT TO L1-36. CONCRETE PAD IS APPROXIMATELY 500 FEET AWAY. REFER TO CIVIL PLANS FOR LOCATION.
- 1" UNDERGROUND CONDUIT FOR FLAGPOLE LIGHTING (LIGHT FURNISHED WITH FLAGPOLE). STUB UP IN ELECTRICAL ROOM 129 AND TIE INTO PORCH LIGHTING CIRCUIT H1-11. FLAGPOLE IS APPROXIMATELY 100 FEET AWAY. REFER TO CIVIL PLANS FOR LOCATION.
- CEILING MOUNTED RECEPTACLE FOR CORD REEL, HUBBELL #GCC12370-DR OR APPROVED EQUIVALENT. ATTACH RECEPTACLE TO MOUNTING PLATE ABOVE BAFFLES, REFER TO ARCHITECTURAL DETAIL FOR SPECIFICS.

S:\2020\18-4-26-26-RM
 C:\P\Projects\5933 Public Fire City Training Facility E13_1.mxd