

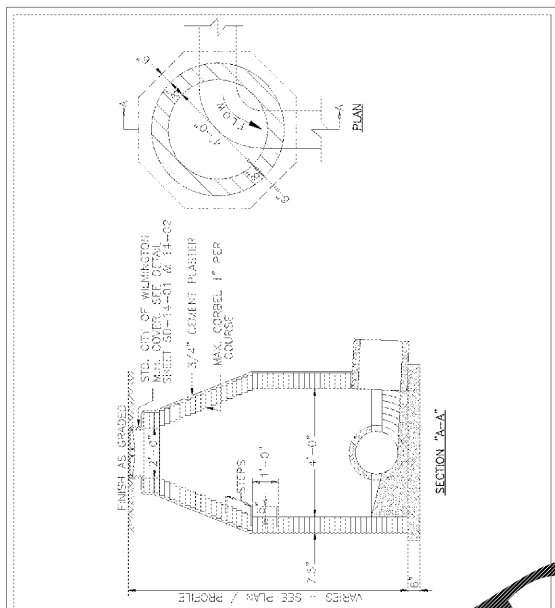
STANDARD DETAIL
FLARED END SECTION OUTLET
 CITY OF WILMINGTON ENGINEERING OFFICE
 320 DRESDEN STREET
 P.O. BOX 1810
 WILMINGTON, NC 28402
 (910) 341-7907
 SD 1-17

NOTE:
 1. STRUCTURAL DESIGN OF END SECTION SHALL CONFORM WITH THAT OF STANDARD REINFORCED CONCRETE.

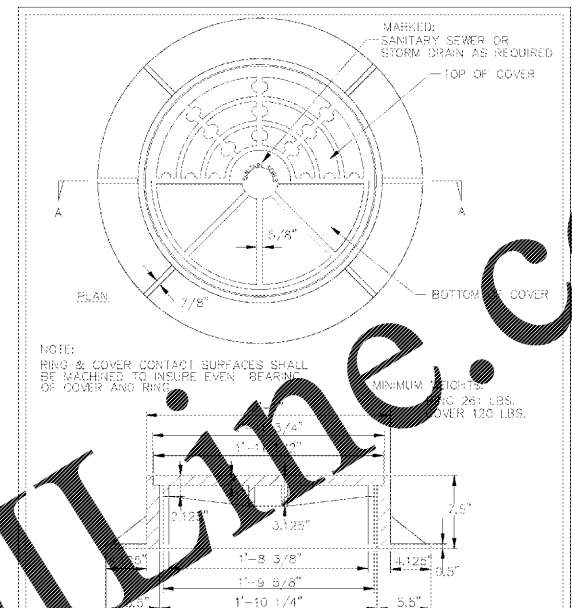
PIPE DIAMETER	WALL THICKNESS	SLOPE	B	C	D	E	UNIT WEIGHT
12	2 1/4	3:1	24	45	73	24	7.20
15	2 1/4	3:1	27	46	73	30	9.10
18	2 1/2	3:1	27	46	73	36	1.100
21	2 3/4	3:1	36	37	73	42	1.370
24	3	3:1	42	31 1/2	73 1/2	48	1.770
27	3 1/4	3:1	48	25 1/2	73 1/2	54	2.130
30	3 1/2	3:1	54	19 3/4	73 3/4	60	2.380
33	3 3/4	3:1	60	16	96	66	2.870
36	4	3:1	63	14 3/4	97 3/4	72	3.320
42	4 1/2	3:1	83	15	96	78	3.920
48	5	3:1	72	26	96	84	4.740
54	5 1/2	2.4:1	98	34	100	90	5.810
60	6	2:1	60	39	99	96	1.180
72	7	2:1	78	21	93	108	1.3980

DIMENSIONS IN INCHES WEIGHTS IN POUNDS

STANDARD DETAIL
FLARED END SECTION OUTLET DIMENSION TABLE
 CITY OF WILMINGTON ENGINEERING OFFICE
 320 DRESDEN STREET
 P.O. BOX 1810
 WILMINGTON, NC 28402
 (910) 341-7907
 SD 1-17

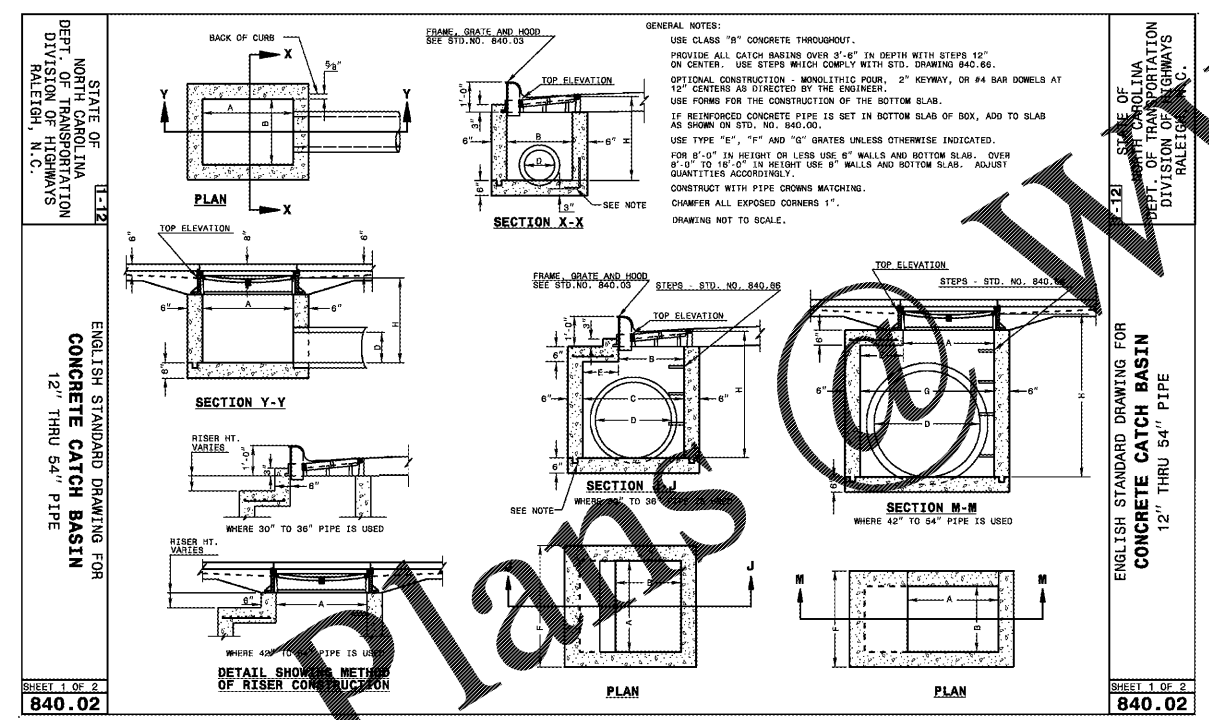


STANDARD DETAIL
GUIDELINES FOR STORM DRAIN MANHOLE
 CITY OF WILMINGTON ENGINEERING OFFICE
 320 DRESDEN STREET
 P.O. BOX 1810
 WILMINGTON, NC 28402
 (910) 341-7907
 SD 1-17

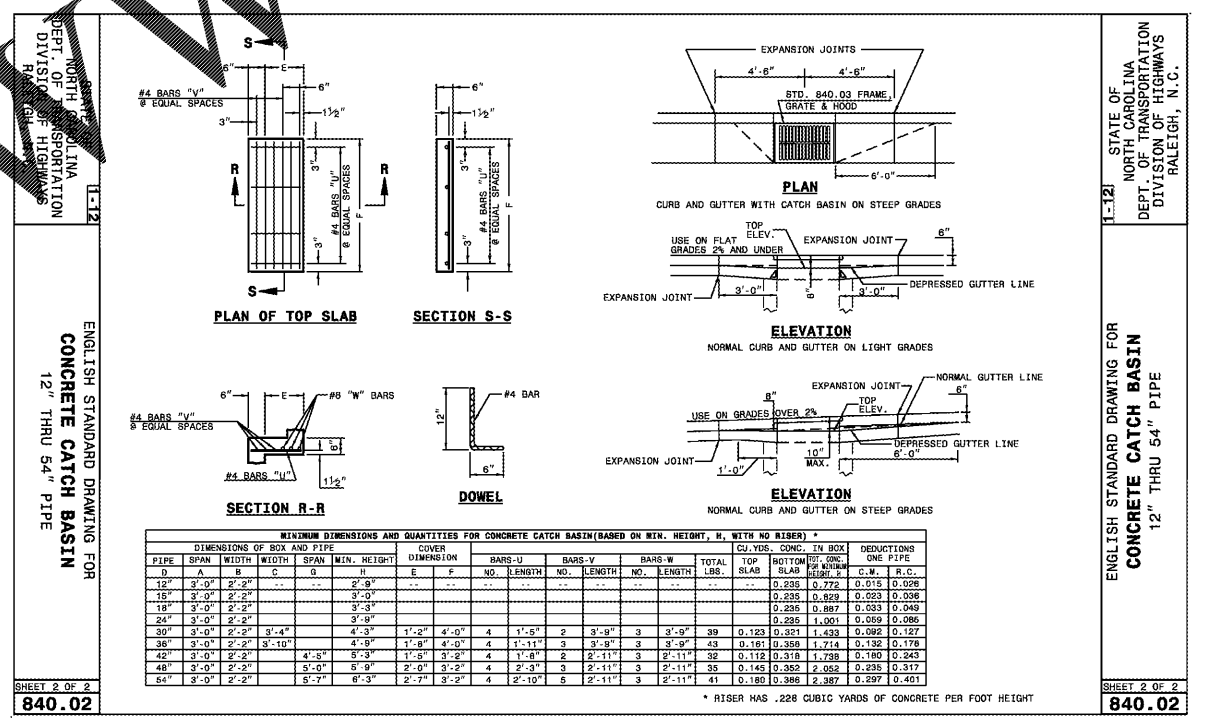


STANDARD DETAIL
STANDARD MAN-HOLE RING AND COVER
 CITY OF WILMINGTON ENGINEERING OFFICE
 320 DRESDEN STREET
 P.O. BOX 1810
 WILMINGTON, NC 28402
 (910) 341-7907
 SD 14-02

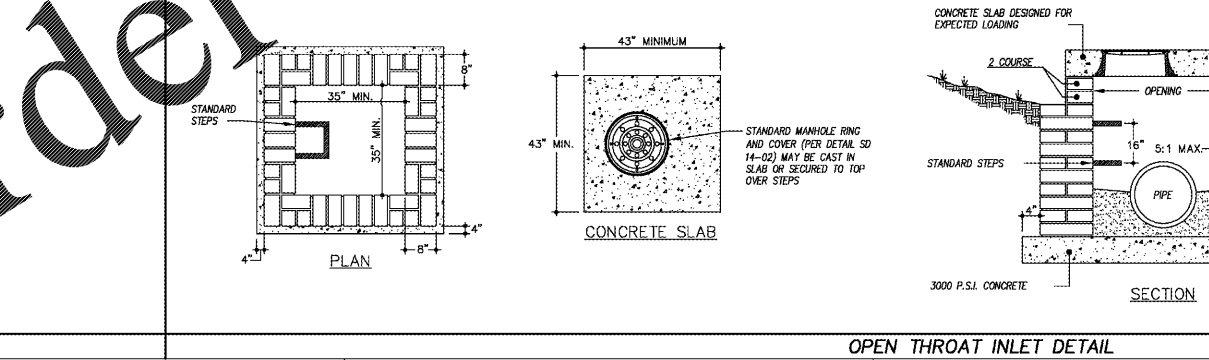
CITY OF WILMINGTON STANDARD DETAILS N.T.S.



ENGLISH STANDARD DRAWING FOR CONCRETE CATCH BASIN 12" THRU 54" PIPE
 SHEET 1 OF 2
840.02



ENGLISH STANDARD DRAWING FOR CONCRETE CATCH BASIN 12" THRU 54" PIPE
 SHEET 2 OF 2
840.02



NCDOT STANDARD DETAILS N.T.S.
OPEN THROAT INLET DETAIL
 N.T.S.

NOTES:
 1. EITHER SOLID BRICK, SOLID BLOCK, OR PRECAST CONCRETE MAY BE USED.
 2. STANDARD STEPS REQUIRED, 16 INCHES ON CENTER, WHERE DEPTH EXCEEDS 3 FEET.
 3. USE MINIMUM 3,000 P.S.I. CONCRETE MIX.
 4. INSIDE DIMENSION FOR 24 INCH PIPE AND GREATER USE PIPE DIAMETER PLUS 12 INCHES.
 5. WHERE DEPTH EXCEEDS 3 FEET, MANHOLE RING AND COVER TO BE LOCATED OVER STEPS.
 6. LETTERING FOR MANHOLE COVER PER DETAIL SD 14-02.

APPROVED CONSTRUCTION PLAN
 NAME: _____ DATE: _____
 PLANNING: _____
 TRAFFIC: _____
 FIRE: _____

DESIGN: ZRP
 DRAWN: YA, DL
 REVIEW: ZRP, KAL

WILMINGTON, NC
HAYNES / LACEWELL
POLICE AND FIRE
TRAINING FACILITY
 3100 HURST STREET WILMINGTON, NC 28405

DESIGNER
CLARK NEXSEN
 213 South Jefferson Street, Suite 1011
 Roanoke, Virginia 24011
 T: 540-982-0800 F: 540-982-1193
 WWW.CLARKNEXSEN.COM
 CLARK NEXSEN LICENSE NUMBER: C-1028

CONSULTANT
CLH DESIGN, P.A.
 Regency Park
 400 Regency Forest Drive
 Suite 100
 Cary, North Carolina 27518
 Phone: (919) 319-8716
 Fax: (919) 319-7516
 LA: C-106, PE: C-1595

SEALS

SUBMITTAL
 4 MAY 2018
 CONSTRUCTION DOCUMENTS

DESIGN: ZRP
 DRAWN: YA, DL
 REVIEW: ZRP, KAL

CN 5938
 CLH 16-161

Order Plans