


WILMINGTON, NORTH CAROLINA

# HAYNES / LACEWELL POLICE AND FIRE TRAINING FACILITY

## CONSTRUCTION DOCUMENTS 4 MAY 2018

WILMINGTON, NC  
**HAYNES / LACEWELL  
 POLICE AND FIRE  
 TRAINING FACILITY**  
 3101 HURST STREET, WILMINGTON, NC 28405

DESIGNER  
**CLARK NEXSEN**  
 213 South Jefferson, Suite 1011  
 Roanoke, Virginia 24011  
 540-982-9800  
 www.clarknexsen.com  
 Clark Nexsen License Number: C-1028



SUBMITTAL  
 4 MAY 2018  
**CONSTRUCTION DOCUMENTS**

REVISIONS

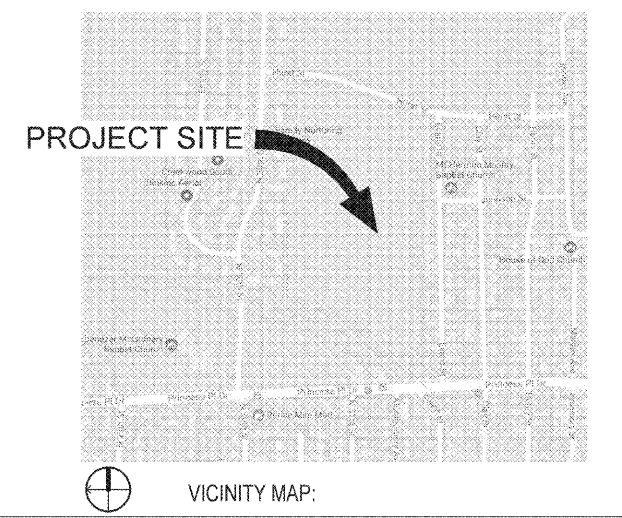
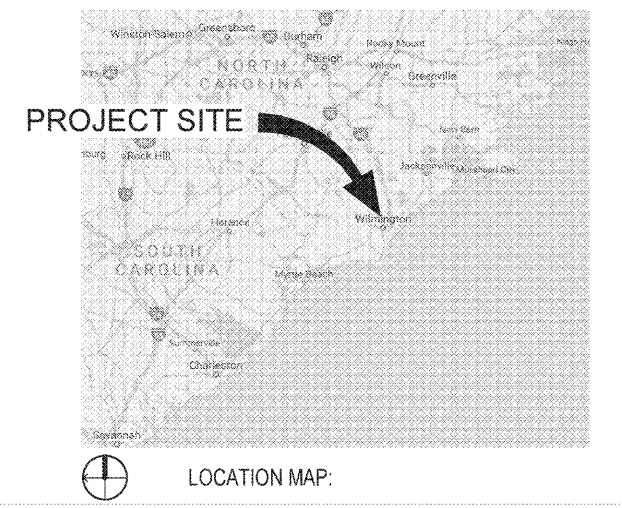
NO.	DATE	DESCRIPTION

**PROJECT INFORMATION:**

NAME OF PROJECT:	WILMINGTON, NORTH CAROLINA HAYNES / LACEWELL POLICE AND FIRE TRAINING FACILITY
ADDRESS:	3100 HURST STREET, WILMINGTON, NC 28405
PROPOSED USE:	LAW ENFORCEMENT FIREARMS AND FIRE DEPARTMENT TRAINING
OWNER:	CITY OF WILMINGTON, NORTH CAROLINA
APPLICABLE CODES:	2012 NORTH CAROLINA STATE BUILDING CODE
ACCESSIBILITY GUIDELINES:	ANSI A117.1 - AMERICAN NATIONAL STANDARD ACCESSIBLE AND USABLE BUILDINGS AND FACILITIES
USE GROUP:	"B"-BUSINESS (SECTION 304)
CONSTRUCTION TYPE:	II-B (SECTION 602)
BUILDING GROSS SQUARE FOOTAGE:	30,044 SQUARE FEET
TOTAL OCCUPANT LOAD:	ADMINISTRATIVE AREAS - 65 CLASSROOMS - 98 FIRING RANGE - 12 MECHANICAL, HOUSEKEEPING & STORAGE - 8 LOBBY & CIRCULATION - 18 TOTAL - 201
FIRE PROTECTION:	FIRING RANGE IS NOT SPRINKLERED ADMINISTRATIVE AREAS IS FULLY SPRINKLERED FIRE ALARM SYSTEM THROUGHOUT

**INDEX OF DRAWINGS**

SHT. NO.	SHEET TITLE
<b>GENERAL</b>	
GI001	TITLE SHEET
GI002	CODE ANALYSIS - ADMINISTRATION
GI003	CODE ANALYSIS - FIRING RANGE
GI101	LIFE SAFETY PLAN
<b>CIVIL</b>	
C000	COVER SHEET
C100	OVERALL SITE PLAN
C101	SITE STAKING PLAN
C201	SITE EXISTING CONDITIONS DEMO PLAN
C202	TREE DEMOLITION AND SITE PLAN
C301	SITE GRADING PLAN
C302	PRE-DEV. STORMWATER QUANTITY DRAINAGE AREAS
C303	POST-DEV. STORMWATER QUANTITY DRAINAGE AREAS
C304	INLET DRAINAGE AREAS
C305	SCM DRAINAGE AREAS
C306	POST-DEV. STORMWATER QUALITY DRAINAGE AREAS
C400	CONSTRUCTION SEQUENCE
C401	EROSION CONTROL PLAN - PHASE ONE
C402	EROSION CONTROL PLAN - PHASE TWO
C500	OVERALL UTILITY PLAN
C601	SITE UTILITY PLAN
C601	LANDSCAPING PLAN
C701	SITE DETAILS
C702	SITE DETAILS
C703	SITE DETAILS
C704	SITE DETAILS
C705	SITE DETAILS
C706	SITE DETAILS
C707	SITE DETAILS
C708	SITE DETAILS
C709	SITE DETAILS
C710	SITE DETAILS
C711	SITE DETAILS
C712	SITE DETAILS
C713	SITE DETAILS
C714	SITE DETAILS
C715	SITE DETAILS
C716	SITE DETAILS
C717	SITE DETAILS
C718	SITE DETAILS
C719	SITE DETAILS
<b>STRUCTURAL</b>	
S-001	STRUCTURAL GENERAL NOTES AND PREVIOUS EDITIONS
S-002	STRUCTURAL GENERAL NOTES AND LEGEND
SB101	FOUNDATION PLAN - AREA A
SB102	FOUNDATION PLAN - AREAS B-D
SB301	FOUNDATION SECTIONS
SB501	TYPICAL FOUNDATION DETAILS
SB502	TYPICAL FOUNDATION DETAILS
SF101	CEILING FRAMING PLAN - AREA A
SF102	CEILING FRAMING PLAN - AREAS B-D
SF103	ROOF FRAMING PLAN - AREA A
SF104	ROOF FRAMING PLAN - AREAS B-D
SF301	FRAMING SECTIONS
SF501	TYPICAL FRAMING DETAILS
SF502	TYPICAL FRAMING DETAILS
SF503	JOIST AND JOIST GIRDER DIAGRAMS
<b>ARCHITECTURAL</b>	
A-001	ARCHITECTURAL LEGENDS AND NOTES
AE100	ARCHITECTURAL SITE PLAN
AE101	FLOOR PLAN - AREA A
AE102	FLOOR PLAN - AREA B, AREA C
AE103	REFLECTED CEILING PLAN - AREA A
AE104	REFLECTED CEILING PLAN - AREA B
AE105	ROOF PLAN
AE106	MAT ROOM - ADDITIVE BID
AE201	EXTERIOR ELEVATIONS
AE202	EXTERIOR ELEVATIONS - EAST
AE203	EXTERIOR ELEVATIONS - WEST
AE301	BUILDING SECTIONS
AE302	BUILDING SECTIONS
AE303	WALL SECTIONS
AE401	ENLARGED PLANS
AE501	BALLISTIC DETAILS
AE502	CASEWORK DETAILS
AE601	DOOR SCHEDULE AND DETAILS
AE602	WINDOW SCHEDULE AND DETAILS
<b>INTERIORS</b>	
AF601	FINISH SCHEDULE
IF101	PANEL SIGNAGE PLAN
IF102	PANEL SIGNAGE PLAN
<b>FIRE PROTECTION</b>	
F-001	FIRE PROTECTION LEGEND
FP101	FIRST FLOOR PLAN - AREA A
<b>PLUMBING</b>	
P-001	PLUMBING LEGEND AND NOTES
P-002	PLUMBING SCHEDULES
PL100	UNDERGROUND PIPING PLAN
PL101	FIRST FLOOR PLAN
P-501	PLUMBING DETAILS
P-701	SANITARY WASTE RISER DIAGRAMS
P-702	DOMESTIC WATER RISER DIAGRAMS
<b>MECHANICAL</b>	
M-001	MECHANICAL LEGEND
MH101	FLOOR PLAN - AREA A
MH102	FLOOR PLAN - AREA B
MH103	ROOF PLAN
M-301	SECTIONS
M-501	DETAILS
M-801	SCHEDULES
M-801	CONTROLS
M-802	CONTROLS
M-803	CONTROLS
M-804	CONTROLS
M-805	CONTROLS
<b>ELECTRICAL</b>	
E-001	ELECTRICAL LEGEND
E-002	ELECTRICAL LEGEND AND NOTES
EL101	LIGHTING PLAN - AREA A
EL102	LIGHTING PLAN - AREAS B & C, MAT ROOM
EP101	POWER AND TELECOM PLAN - AREA A
EP102	POWER AND TELECOM PLAN - AREAS B & C, MAT ROOM
EP500	ELECTRICAL DETAILS
EP501	ELECTRICAL DETAILS
EP600	POWER RISER DIAGRAM
EP601	PANELBOARD SCHEDULES



SHEET  
**TITLE SHEET**  
**GI001**  
 DESIGN: DJM  
 DRAWN: ZLT  
 REVIEW: JCS  
 CN 5938

5/14/2018 9:01:26 AM  
 C:\Print Projects\55293 Police Fire City Training Facility A11\_title.rvt

Order Plans @ www.LDILine.com