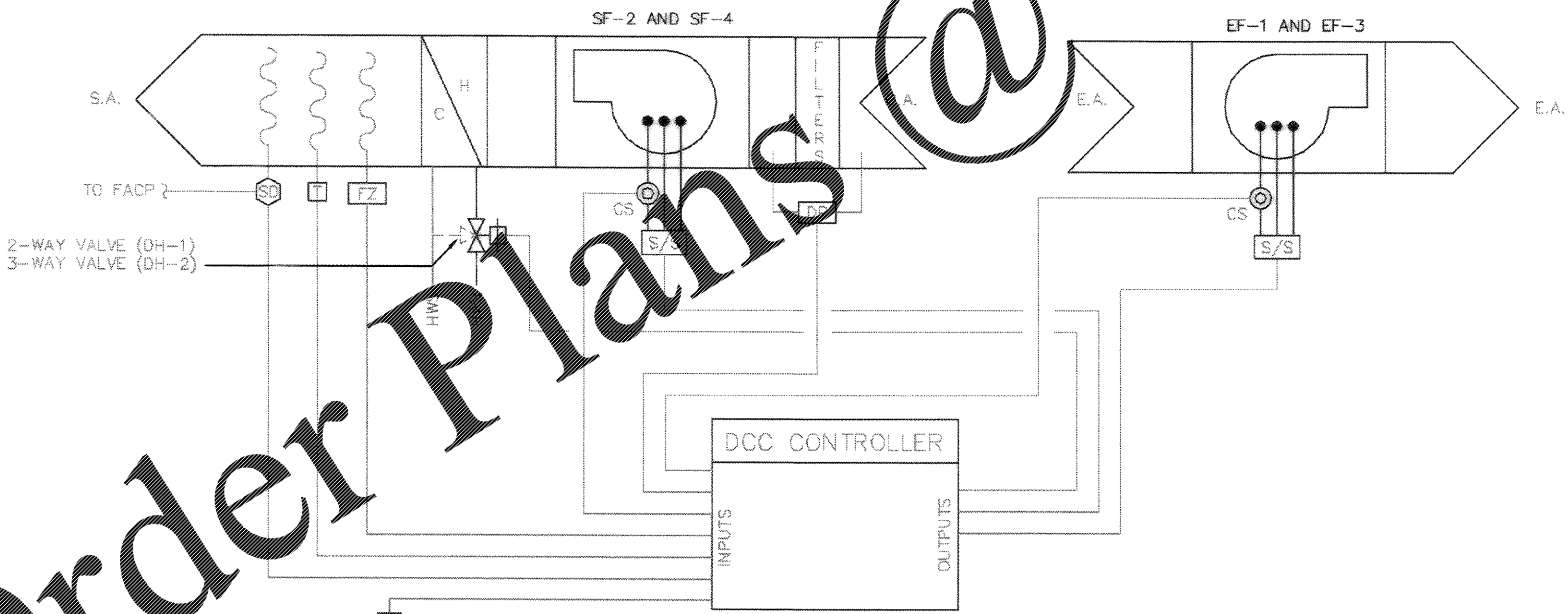
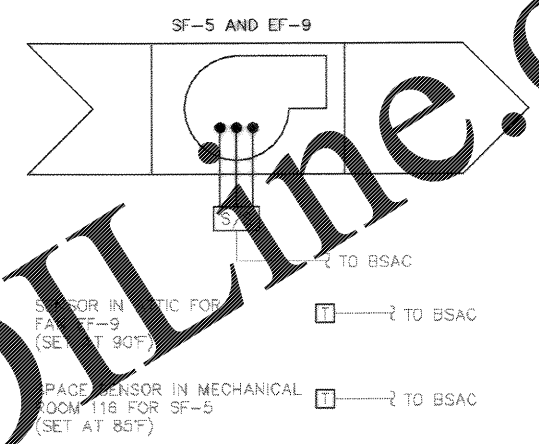


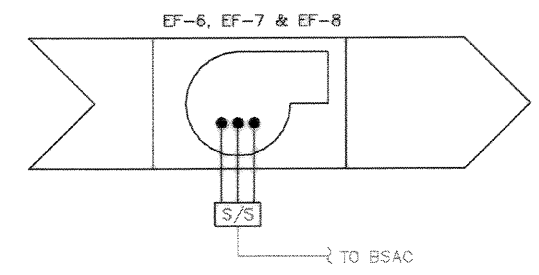
1 AHU-4 CONTROL DIAGRAM
SCALE: NONE



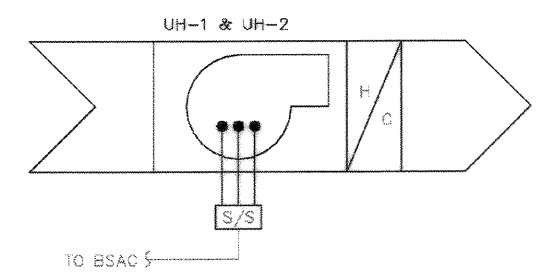
2 KITCHEN HOOD(S) CONTROL DIAGRAM (TYP. OF 2)
SCALE: NONE



3 VENTILATION FAN(S) CONTROL DIAGRAM
SCALE: NONE



4 EXHAUST FAN(S) CONTROL DIAGRAM
SCALE: NONE



5 UNIT HEATER CONTROL DIAGRAM
SCALE: NONE

City/Booth & Assoc. No. (800) 477-6377 Charleston, S.C. 1000 MARKET ST. FLOOR 10 CHARLESTON, S.C. 29403 AUTHORIZED BY: J. ALLEN DATE: 11/11/04	
DRAWING REVISIONS Description No.	Date Approved By Checked By Drawn By
1 AS-BUILT INFO. NO CONNECTIONS NO CHANGES	11/11/04 J. ALLEN J. ALLEN J. ALLEN
CHARLESTON AIR FORCE BASE CHARLESTON, SOUTH CAROLINA DINING FACILITY CONTROL DIAGRAMS APPROVED: [Signature] DATE: 11/11/04 EPIC FOR COMMANDER, IAW/20	
Naval Facilities Engineering Command Southern Division Charleston, South Carolina	
EPIC ENGINEERING INC. No. 2188 No. 000259 OF ALL STATES	
RECORD DRAWING DATE 9/27/04 CODE: LB, NO. BOUNTY DRAWING SIZE: 36-36-0338 SPEC. NO. 36-36-0338 CONSTR. CENTER NO. NB2467-99-C-0939 NAVFAC DRAWING NO. 5357385 SHEET 100 OF 194 M-605	

Order Plans @ www.LDLine.com