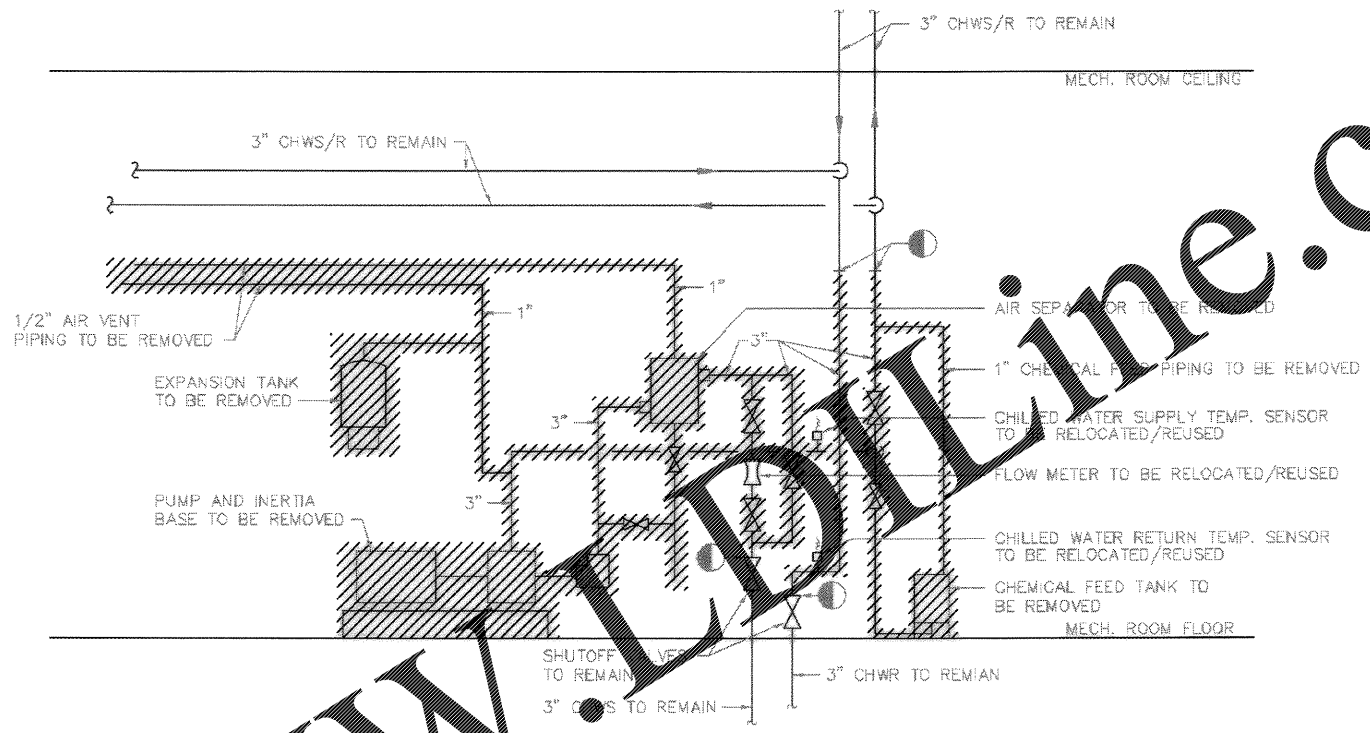
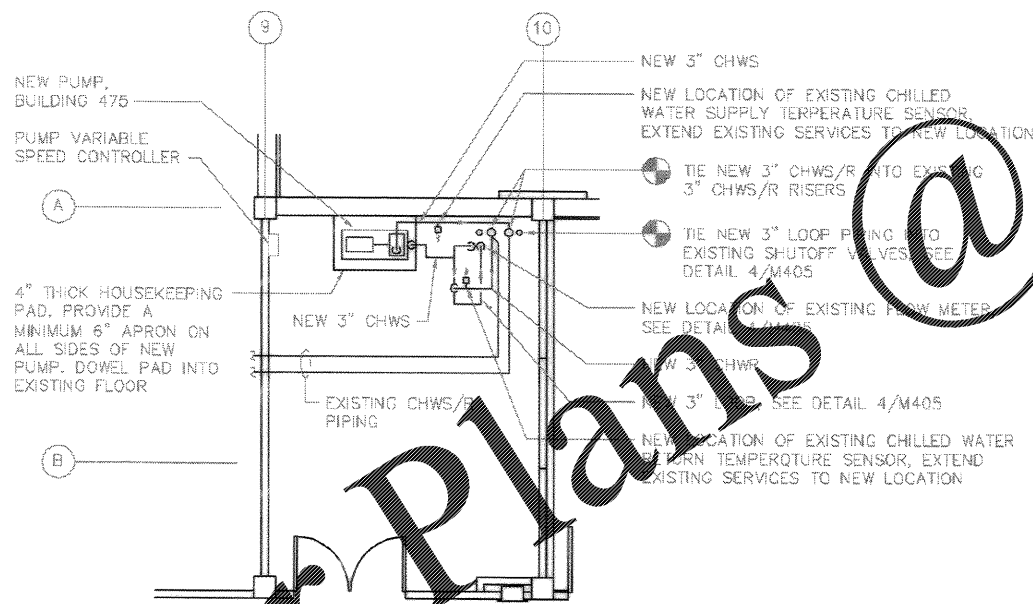


1
M108
ENLARGED MECHANICAL ROOM PLAN - BUILDING 475
SCALE: NONE

NOTE: FOR CLARITY, NOT ALL PIPING IN MECHANICAL ROOM IS SHOWN. SEE DETAIL 2/M405.

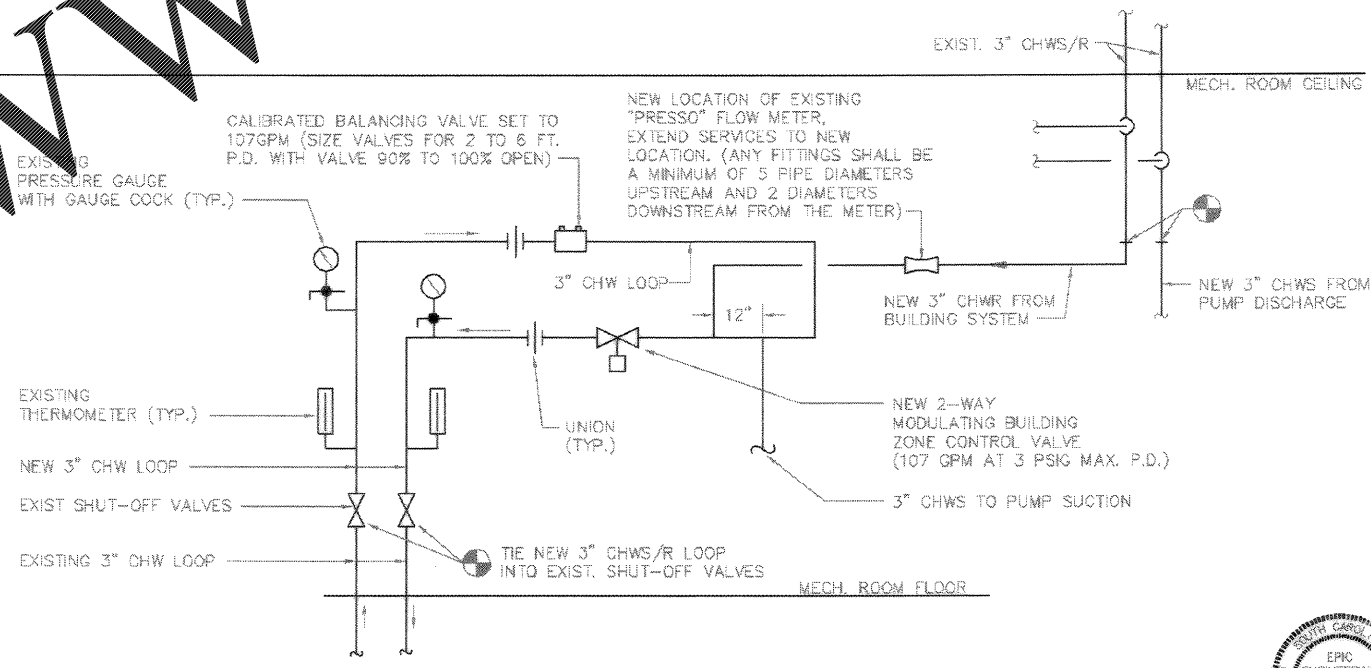


2
M405
EQUIPMENT/PIPING DEMOLITION DETAIL
SCALE: NONE



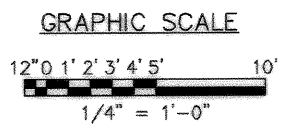
3
M108
ENLARGED MECHANICAL ROOM PLAN - BUILDING 475
SCALE: NONE

NOTE: FOR CLARITY, NOT ALL PIPING IN MECHANICAL ROOM IS SHOWN. SEE DETAIL 4/M405.



4
M405
SECONDARY LOOP PIPING DETAIL - BUILDING 475
SCALE: NONE


NOTE: INSTALL AIR VENT AT HIGH POINT IN NEW SECONDARY LOOP.



Rev.	1	AS-BUILT REVISIONS	DATE	BY	CHK	APP
Rev.						

CHARLESTON AIR FORCE BASE
DINING FACILITY
ENLARGED MECHANICAL PLANS AND DETAILS - CPRO
APPROVED: [Signature] DATE: 01/27/04

Naval Facilities Engineering Command
Southern Division
Charleston, South Carolina



RECORD DRAWING DATE	9/27/04
CODE D. NO.	80081
DRAWING SIZE	D
SPEC. NO.	06-88-09.39
CONSTR. CONTR. NO.	162467-98-C-09.39
NAVFAC DRAWING NO.	3237872
SHEET 147 OF 194	
M-405	

Order Plans @ WWW.IDLINE.COM