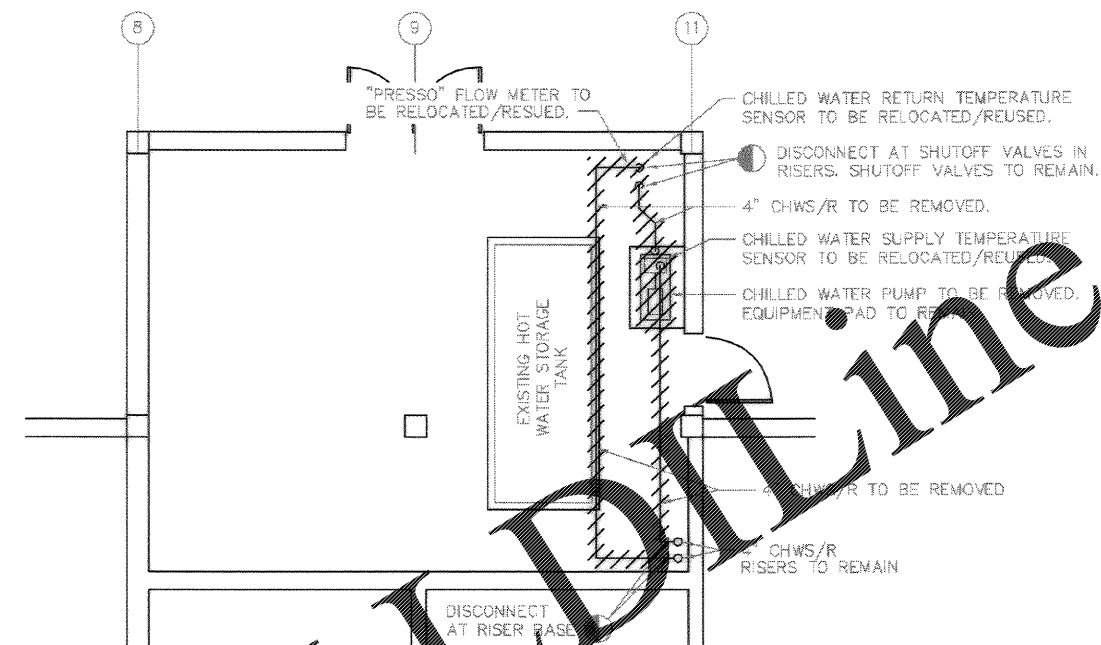


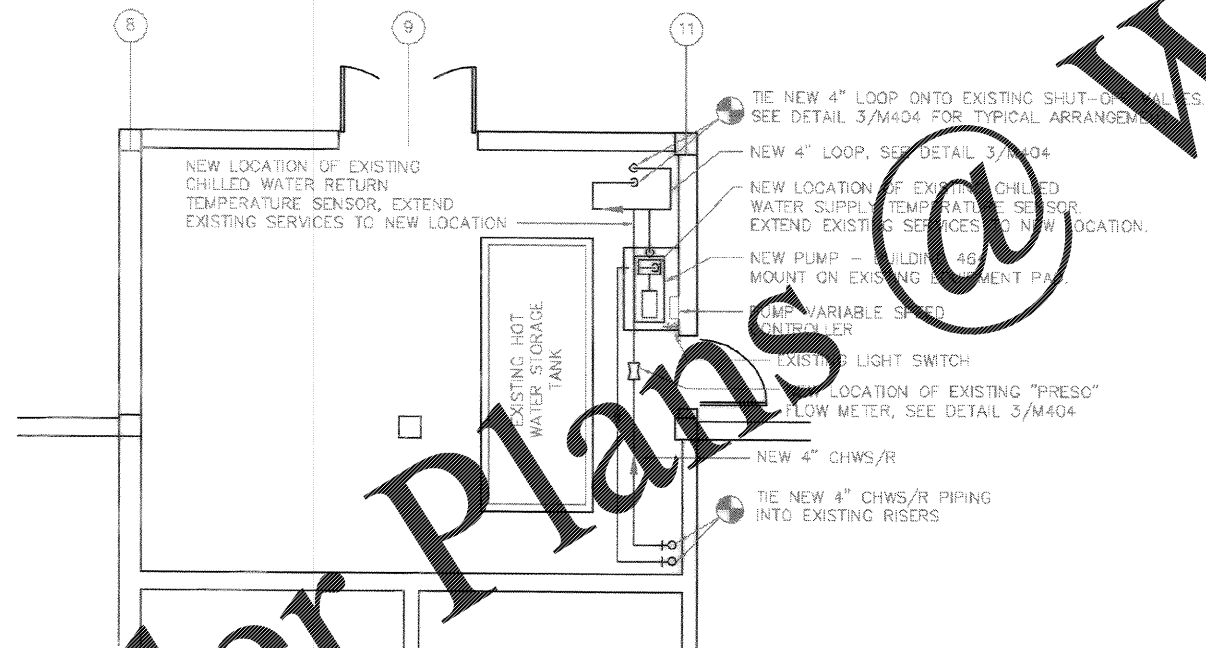
1  
M107 MECHANICAL ROOM DEMOLITION PLAN - BUILDINGS 464  
SCALE: 1/4"=1'-0"

NOTE: FOR CLARITY, NOT ALL PIPING IN MECHANICAL ROOM IS SHOWN.



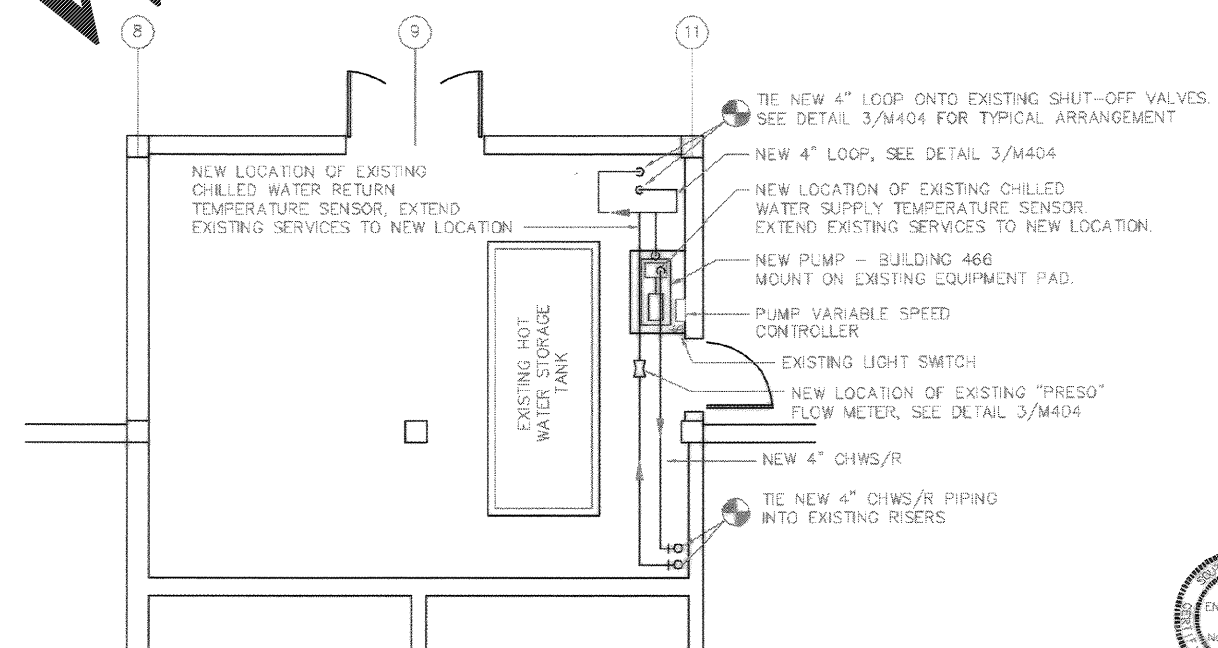
2  
M107 MECHANICAL ROOM DEMOLITION PLAN - BUILDING 466  
SCALE: 1/4"=1'-0"

NOTE: FOR CLARITY, NOT ALL PIPING IN MECHANICAL ROOM IS SHOWN.



3  
M107 MECHANICAL ROOM RENOVATION PLAN - BUILDINGS 464  
SCALE: 1/4"=1'-0"

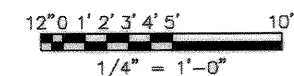
NOTES:  
1. EXTEND EXISTING PUMP EQUIPMENT CURB TO PROVIDE APRON ON ALL SIDES OF NEW PUMP. DOWEL EXTENSIONS INTO EXISTING FLOOR AND CURB.  
2. FOR CLARITY, NOT ALL PIPING IN MECHANICAL ROOM IS SHOWN. SEE DETAIL 3/M404.



4  
M107 MECHANICAL ROOM RENOVATION PLAN - BUILDING 466  
SCALE: 1/4"=1'-0"

NOTE: FOR CLARITY, NOT ALL PIPING IN MECHANICAL ROOM IS SHOWN. SEE DETAIL 3/M404.

GRAPHIC SCALE



EPIC ENGINEERING INC. No. 2188 No. 000259		RECORD DRAWING DATE 7/27/84 CODE & NO. 8081 DRAWING SEC. SPEC. NO. 06-88-0838 CONSTR. CONTR. NO. N62467-88-C-0938 NAVFAC DRAWING NO. 5357970 SHEET 145 OF 194 <b>M-403</b>	
Naval Facilities Engineering Command Southern Division Charleston, South Carolina		DRAWING REVISIONS Description 1 AS-BUILT CORRS. NO CORRECTIONS Prep By Date App'd 11/11/84 11/11/84 11/11/84	
CHARLESTON AIR FORCE BASE DINING FACILITY ENLARGED MECHANICAL PLANS - CPRO APPROVED: [Signature] DATE: 8/1/84		CHARLESTON, SOUTH CAROLINA 247 Meeting Street Charleston, S.C. 29403 (803) 777-6377 FAX: (803) 777-6377 WWW.EPICENGINEERING.COM	

Order Plans @

WWW.LDLine.com