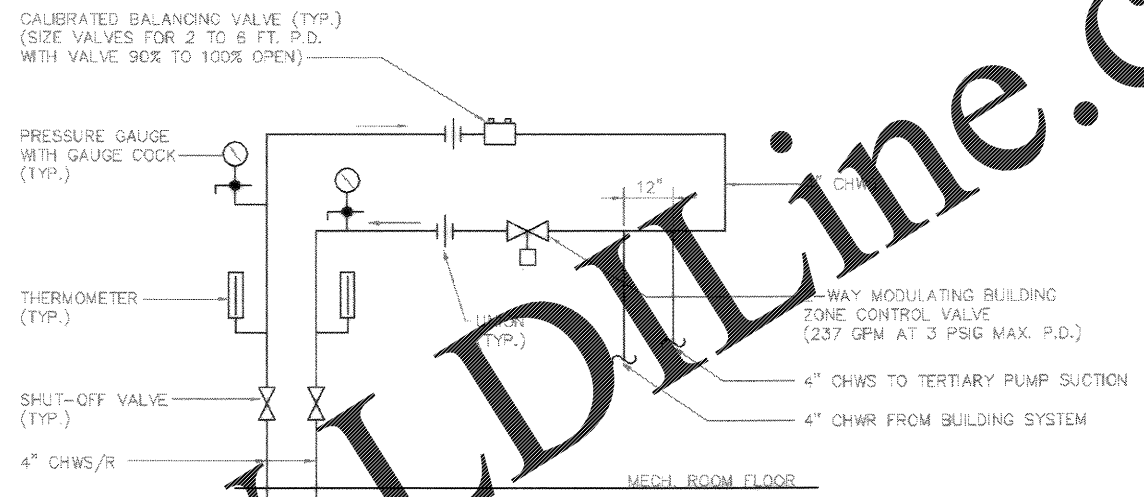



1
M402
MECHANICAL ROOM PIPING PLAN - DINING FACILITY (CPRO)
SCALE: 1/4"=1'-0"

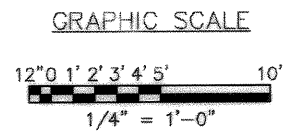



2
M402
SECONDARY LOOP PIPING DETAIL - DINING FACILITY (CPRO)
SCALE: NONE



A
M401
SECTION THRU MECHANICAL ROOM
SCALE: 1/4"=1'-0"

NOTE: AHU-1 THRU AHU-4 COMPONENT ARRANGEMENT SIMILAR TO THIS LAYOUT. COORDINATE FAN DISCHARGE ARRANGEMENT WITH 1/M401.



DRAWING REVISIONS Description: NO CORRECTIONS Date: 9/27/04 Prepped By: M402 Checked By: M402 Drawn By: M402 Title: AS-BUILT DRAWING		PROJECT NO.: 0603 PROJECT NAME: 7-6377 CLIENT: USMC CONTRACT NO.: 0603 CONTRACT NAME: 7-6377 CONTRACT DATE: 06/03/04 CONTRACT VALUE: \$1,000,000.00 CONTRACT TYPE: MECHANICAL CONTRACT LOCATION: MECHANICAL CONTRACT STATUS: IN PROGRESS
APPROVED: <i>[Signature]</i> DATE: 9/27/04 FOR COMMANDER, NAFMCS		APPROVED: <i>[Signature]</i> DATE: 9/27/04 FOR COMMANDER, NAFMCS
CHARLESTON AIR FORCE BASE CHARLESTON, SOUTH CAROLINA DINING FACILITY ENLARGED MECHANICAL PLAN AND DETAILS		Naval Facilities Engineering Command Southern Division Charleston, South Carolina
RECORD DRAWING DATE: 9/27/04 CODE LB. NO.: 80851 DRAWING SIZE: 11 SPEC. NO.: D6-88-0938 CONSTR. CONTR. NO.: 162487-98-C-3039 NAEPIC DRAWING NO.: 5357969 SHEET: 144 OF 194 M-402		

Order Plans @ WWW.LDOnline.com