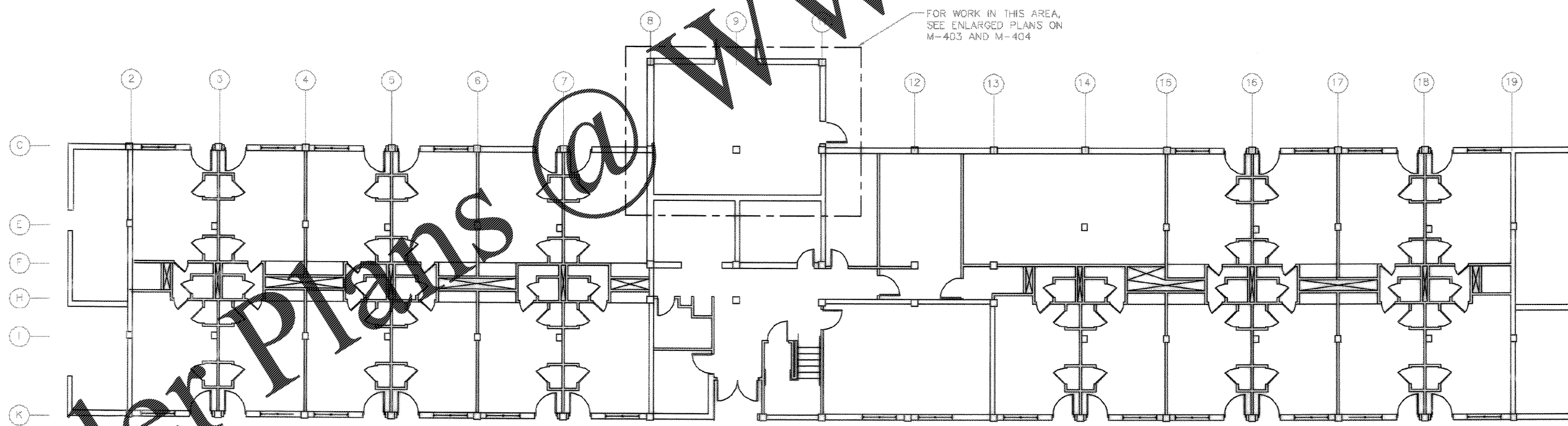


2
M107

MECHANICAL ATTIC PLAN - BUILDINGS 464, 466 & 473

SCALE: 1/8" = 1'-0"


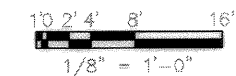


1
M107

MECHANICAL FIRST FLOOR PLAN - BUILDINGS 464, 466 & 473

SCALE: 1/8" = 1'-0"

GRAPHIC SCALE



CLIENT/OWNER: NAVY FACILITIES ENGINEERING COMMAND 247 Marine Street Charleston, S.C. 29405		PROJECT NO.: 468-55 DRAWING NO.: M-107 DATE: 9/27/84
DRAWING REVISIONS Description: AS-BUILT DRAWING CONNECTIONS No. 1	Prepped By: MM/ML Date: 9/27/84	DESIGNED BY: MM/ML CHECKED BY: MM/ML APPROVED BY: MM/ML DATE: 9/27/84
CHARLESTON AIR FORCE BASE DORM 464, 466 AND 473 MECH. PLANS - CPRD		APPROVED: MM/ML PE DATE: 9/27/84
Naval Facilities Engineering Command Southern Division Charleston, South Carolina		END FOR COMMUNER, NAVFAC
RECORD DRAWING DATE: 9/27/84 CODE: LD, RD, S0081 DRAWING SIZE: D SPEC. NO.: D6-88-0936 CONSTR. CONTR. NO.: MS2467-88-C-0039 NAVFAC DRAWING NO.: 5357965		SHEET 140 OF 194 M-107

Order Plans @ WWW.LDILine.com