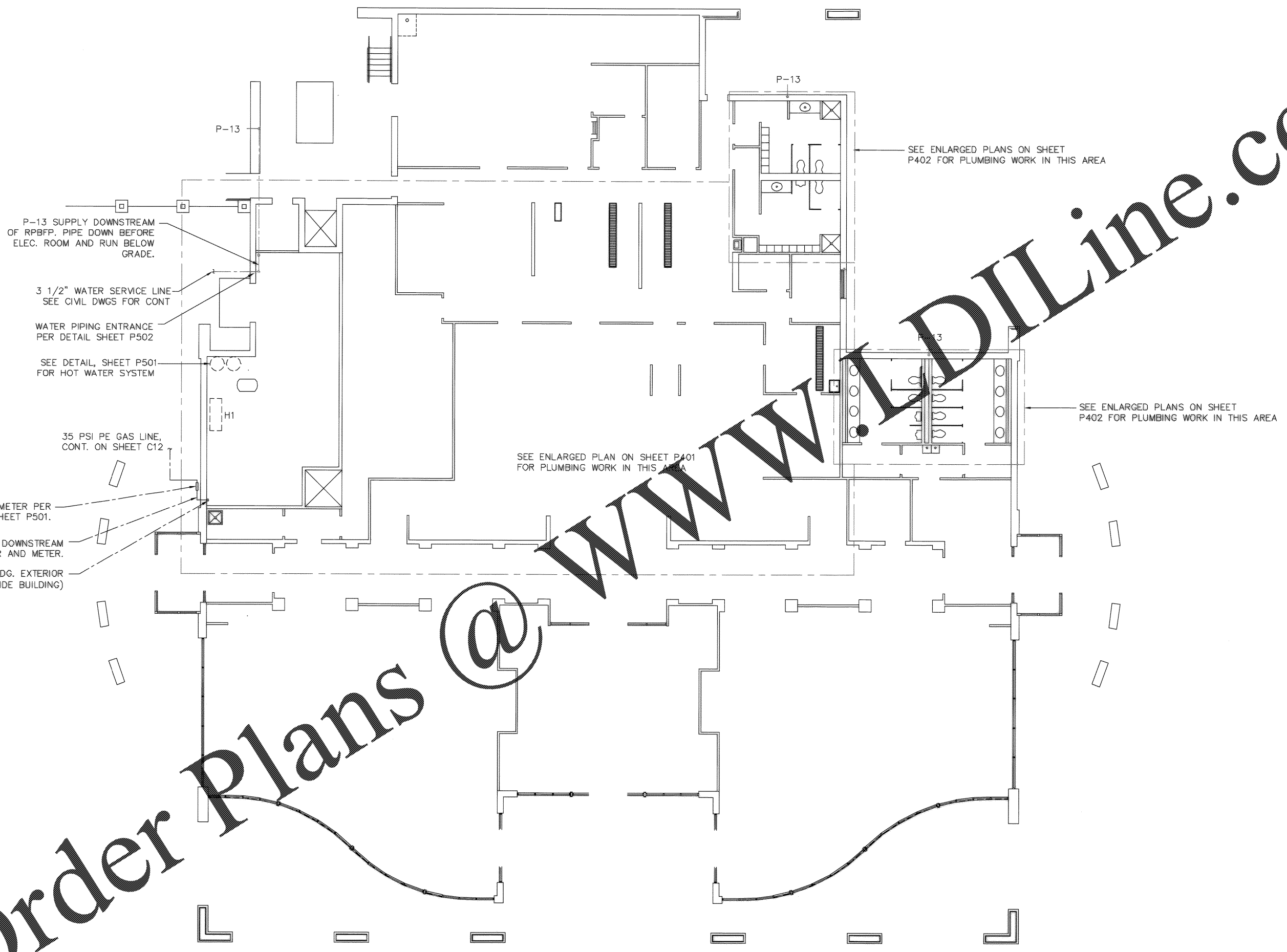


Order Plans @

WWW.DILine.com



P-13 SUPPLY DOWNSTREAM OF RPBFP. PIPE DOWN BEFORE ELEC. ROOM AND RUN BELOW GRADE.

3 1/2" WATER SERVICE LINE SEE CIVIL DWGS FOR CONT

WATER PIPING ENTRANCE PER DETAIL SHEET P502

SEE DETAIL, SHEET P501 FOR HOT WATER SYSTEM

35 PSI PE GAS LINE, CONT. ON SHEET C12

GAS RISER AND METER PER DETAIL, SHEET P501.

2 1/2" GAS LINE (.5 PSI) DOWNSTREAM OF REGULATOR AND METER.

1 TO GAS SHUTOFF VALVE ON BLDG. EXTERIOR (INSIDE BUILDING)

SEE ENLARGED PLANS ON SHEET P402 FOR PLUMBING WORK IN THIS AREA

SEE ENLARGED PLAN ON SHEET P401 FOR PLUMBING WORK IN THIS AREA



SEE ENLARGED PLANS ON SHEET P402 FOR PLUMBING WORK IN THIS AREA

Click/Boehm & Associates, Inc.
247 Meeting Street, Suite 100
Charleston, S.C. 29401 (803) 577-6377
DR. DONALDSON DONALDSON
SHEP. COLUZZI COLUZZI
SUBMITTED BY (FIRM MEMBER-TITLE):
TECHNICAL BRANCH
DNE

Rev.	Description	Prep By	Date	Appvd.
1	DRWG. CORRECTED TO AS-BUILT	AJW	5/15/04	AW

CHARLESTON AIR FORCE BASE CHARLESTON, SOUTH CAROLINA
DINING FACILITY
WATER PLAN
APPROVED: RD [Signature] PE DATE: 5/11/04 ETD FOR COMMANDER, NAVFAC

Naval Facilities Engineering Command
Southern Division
Charleston, South Carolina



RECORD DRAWING DATE	9/27/04
CODE I.D. NO.	80091
DRAWING SIZE:	D
SPEC. NO.	06-9R-0939
CONSTRN. CONTR. NO.	N82467-98-C-0939
NAVFAC DRAWING NO.	5357949
SHEET	124 OF 194

P-101

DOMESTIC WATER AND GAS PLAN - DINING HALL
SCALE: 1/8" = 1'-0"