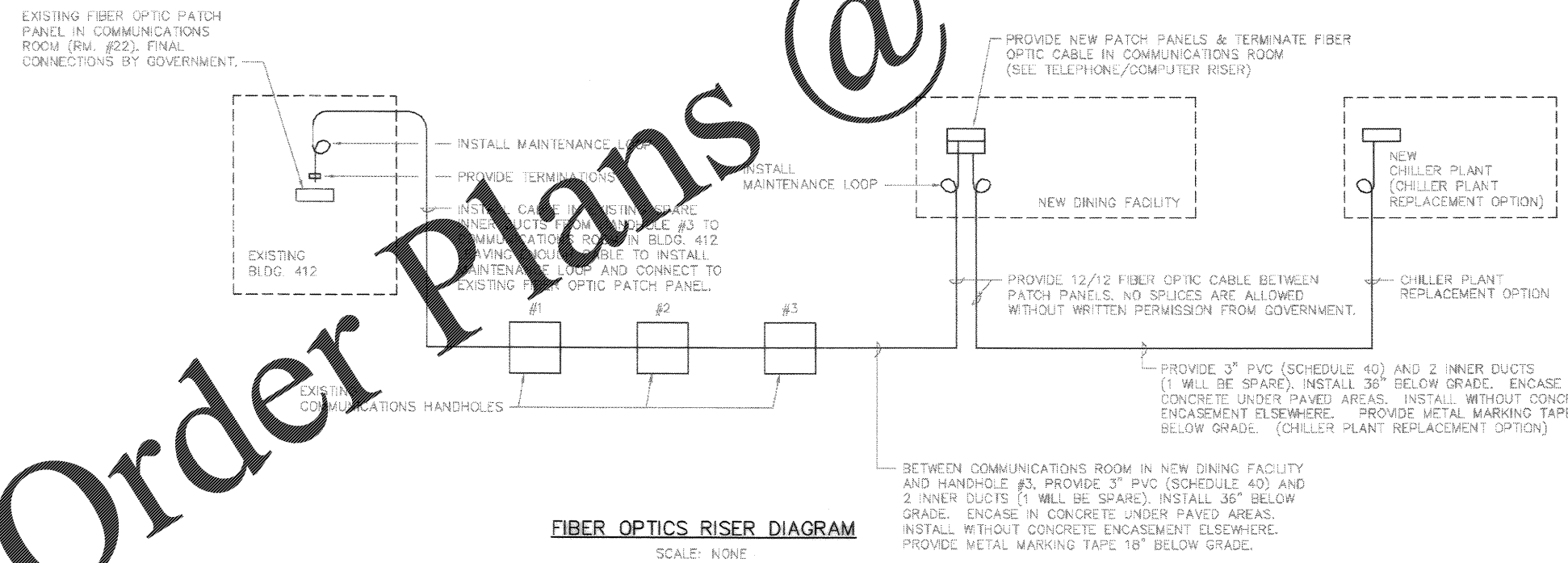
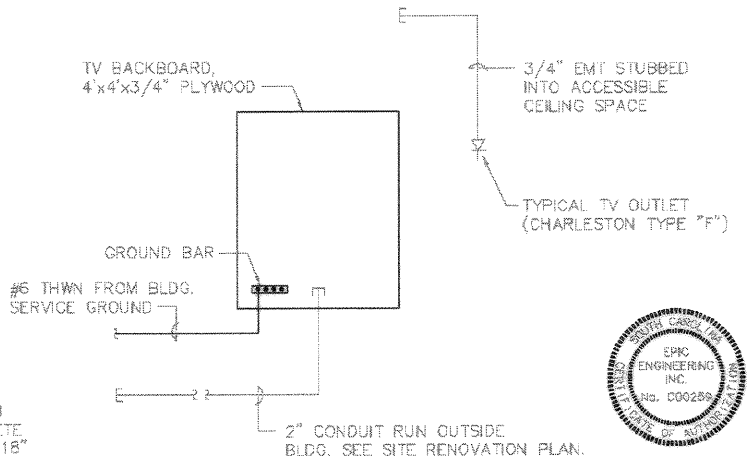


- NOTES:**
1. STUB UP 3/4" EMT INTO ACCESSIBLE CEILING SPACE FROM EACH OUTLET. WHERE OUTLETS ARE MOUNTED IN A PARTIALLY RATED WALL, PROVIDE A 90 DEGREE BEND OUT OF WALL TO ALLOW ACCESS. WHERE OUTLETS WILL NOT BE MOUNTED ON A FLOOR TO CEILING WALL, RUN CONDUIT TO NEAREST WALL AND STUB UP INTO ACCESSIBLE CEILING SPACE.
 2. SEE FLOOR PLANS FOR NUMBER AND LOCATIONS OF OUTLETS.
 3. PROVIDE LAN CABLE FROM EACH COMPUTER JACK TO PATCH PANEL.
 4. PROVIDE TELEPHONE CABLE FROM EACH TELEPHONE JACK TO PUNCH DOWN BLOCKS.
 5. PROVIDE 36" 24"x24" SWING OUT MOUNTING ENCLOSURE, MODEL GL36WS BY GREAT WALLS CASE AND CABINET CO. (OR EQUAL). MOUNT PATCH PANELS.

TELEPHONE/COMPUTER RISER (DINING FACILITY)
SCALE: NONE



FIBER OPTICS RISER DIAGRAM
SCALE: NONE



TV RISER DIAGRAM
SCALE: NONE

Click/Boehm & Assoc.
257 Meeting Street
Charleston, S.C. 29403
Tel: 781-4377

Prep By: Date: Approved: Date:

DESCRIPTION: TELECOMMUNICATIONS RISERS

NO. 1 4-5-2014-PS

APPROVED: [Signature] DATE: 5/14/14

ED FOR COMMANDER, NAVFAC

DRAWING REVISIONS:


No.	Description	Date	By	Appr.
1	4-5-2014-PS			

CHARLESTON AIR FORCE BASE
CHARLESTON, SOUTH CAROLINA

DINING FACILITY

TELECOMMUNICATIONS RISERS

Naval Facilities Engineering Command
Southern Division
Charleston, South Carolina



RECORD DRAWING DATE: 9/27/04

CODE I.D. NO: 80081

DRAWING SIZE: D

SPEC. NO. D6-88-0838

CONSTR. CONTR. NO. W62447-88-2-0838

NAVFAC DRAWING NO. 5356015

SHEET 190 OF 194

E-605

Order Plans @

WWW.LDILine.com