


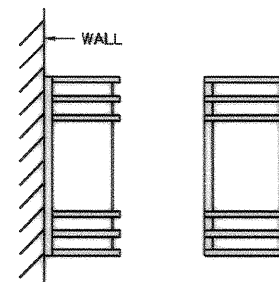
FIXTURE "H"
SCALE: NONE

1. FLUORESCENT WALL BRACKET.
2. 9" ROUND, 5 1/2" DEPTH.
3. DIE-CAST ALUMINUM HOUSING AND GUARD, DARK BRONZE FINISH.
4. TEMPERED FROSTED GLASS LENS.
5. U.L. LISTED FOR WET LOCATIONS.
6. HIGH POWER FACTOR BALLAST (>.9), RATED FOR 0F.
7. 1-26 WATT COMPACT FLUORESCENT LAMP.
8. 120V.



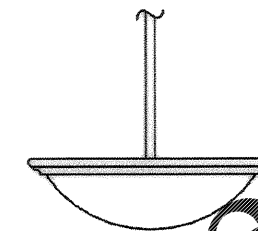
FIXTURE "K"
SCALE: NONE

1. FLUORESCENT WALL SCONCE.
2. 18 1/2" TALL X 4" DEEP.
3. ALABASTER DIFFUSER.
4. ANTIQUE BRONZE FINISH.
5. ELECTRONIC BALLAST(S) WITH TOTAL HARMONIC DISTORTION < 20%, POWER FACTOR > .9, U.L. LISTED CLASS P, SOUND RATED A, MAXIMUM ANSI INPUT WATTS FOR 2 LAMPS OF 72 WATTS.
6. 2-39WATT, 3500K BIAx COMPACT FLUORESCENT LAMPS.
7. 277V.
8. BASIS OF DESIGN IS ALS LUMENESSE SERIES.



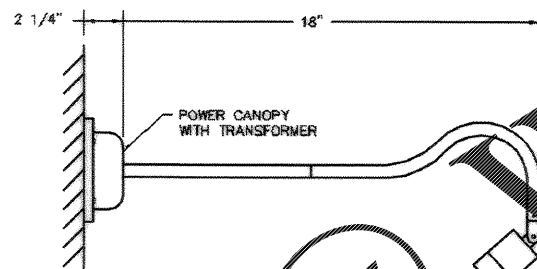
FIXTURE "L"
SCALE: NONE

1. FLUORESCENT OUTDOOR WALL SCONCE.
2. 22" TALL x 9" DIAMETER x 5" DEEP.
3. OPAL ACRYLIC LENS.
4. PAINTED DARK BRONZE FINISH.
5. U.L. LISTED FOR WET LOCATIONS.
6. ELECTRONIC BALLAST WITH STARTING TEMPERATURE OF -20 DEGREES C.
7. 1-26 WATT QUAD TUBE COMPACT FLUORESCENT 3500K.
8. 120V.
9. BASIS OF DESIGN IS ADVENT AE 7000 SERIES.



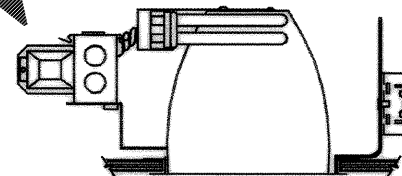
FIXTURE "M"
SCALE: NONE

1. DECORATIVE PENDANT MOUNTED FLUORESCENT.
2. 24" DIAMETER TRANSLUCENT HALF-SPHERE DOME.
3. ANTIQUE BRONZE TRIM RING AND PENDANT. LENGTH OF PENDANT VARIES AS REQUIRED TO MOUNT FIXTURE WITH BOTTOM 11" AFF. SWIVEL CANOPY FOR MOUNTING ON SLOPED CEILING.
4. HIGH POWER FACTOR (>.90) BALLASTS.
5. 12-39WATT, 3500K BIAx COMPACT FLUORESCENT LAMPS.
6. 277V.
7. BASIS OF DESIGN IS ADVENT AP1092 SERIES.



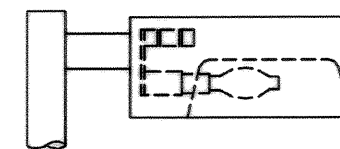
FIXTURE "O"
SCALE: NONE

1. INCANDESCENT WALL ACCENT LIGHT WITH MOUNTING STEM.
2. FIXTURE DIMENSIONS SHALL BE 3 3/4" LONG x 2 1/4" DIAMETER.
3. FIXTURE SHALL BE MACHINED ALUMINUM WITH STAINLESS STEEL HARDWARE AND WHITE PAINTED FINISH.
4. FIXTURE SHALL HAVE TEMPERED GLASS LENS AND ENCLOSED WIREWAY MOUNTING KNUCKLE.
5. MOUNTING STEM SHALL BE MACHINED ALUMINUM WITH WHITE PAINTED FINISH.
6. MOUNTING ARM SHALL HAVE A STEP DOWN TRANSFORMER ENCLOSED IN THE BASE MOUNTING CANOPY.
7. OVERALL LENGTH OF CANOPY, STEM AND FIXTURE SHALL BE 18".
8. 1-50 WATT MR16, 38 DEGREE FLOOD LAMP.
9. 120V.
10. BASIS OF DESIGN IS B-K LIGHTING SIGN STAR SERIES.



FIXTURE "P"
SCALE: NONE

1. RECESSED FLUORESCENT DOWNLIGHT.
2. 7" DIAMETER APERTURE, 7 1/2" MAXIMUM HEIGHT, CLEAR SPECULAR ALZAK OPEN REFLECTOR.
3. U.L. LISTED FOR DAMP LOCATIONS.
4. HORIZONTAL LAMP MOUNTING.
5. HIGH POWER FACTOR BALLAST(S) (>.9).
6. 2-13 WATT COMPACT FLUORESCENT LAMPS.
7. 277V (UNLESS NOTED TO BE 120V ON PLANS).



FIXTURE "Q"
SCALE: NONE

1. H.I.D. AREA FIXTURE AND POLE.
2. RECTILINEAR SHAPED FIXTURE, ALUMINUM HOUSING AND DOOR FRAME, STAINLESS STEEL EXTERNAL HARDWARE, 6" TO 12" ALUMINUM MOUNTING ARM, TEMPERED FLAT GLASS LENS, DARK BRONZE FINISH.
3. SPECULAR ALUMINUM REFLECTOR, IES TYPE III DISTRIBUTION PATTERN.
4. HIGH POWER FACTOR BALLAST (>.9) FOR STARTING AT 0F.
5. 1-250 WATT HIGH PRESSURE SODIUM LAMP.
6. 277V.
7. PROVIDE A 25' HIGH, SQUARE ALUMINUM POLE DESIGNED TO WITHSTAND A 100 MPH BASIC WIND LOADING AND A 30% GUST FACTOR. POLE SHALL HAVE A DARK BRONZE FINISH TO MATCH FIXTURE. PROVIDE POLE FOUNDATION PER DETAIL.

NOT USED

FIXTURE "N"
SCALE: NONE


Order Plans

Glick/Boehm & Associates, Inc.
267 Meeting Street
Charleston, S.C. 29403
7-8377


Rev.	AS-BUILT DRAWING NO. CORRECTIONS	DATE	DESCRIPTION
1		11/24/09	REVISED BY (PRINT NAME) DATE (DATE)

CHARLESTON AIR FORCE BASE
CHARLESTON, SOUTH CAROLINA
DINING FACILITY
DETAILS
APPROVED: G.D. THIS IS THE DATE FOR COMMAND, WAFB

Naval Facilities Engineering Command
Southern Division
Charleston, South Carolina



RECORD DRAWING DATE	9/27/14
CODE I.D. NO.	80081
DRAWING SIZE	D
SPEC. NO.	06-88-0930
CONSTR. CONTR. NO.	NE2467-98-C-0939
NAVFAC DRAWING NO.	5358009
SHEET 184 OF 194	



E-504