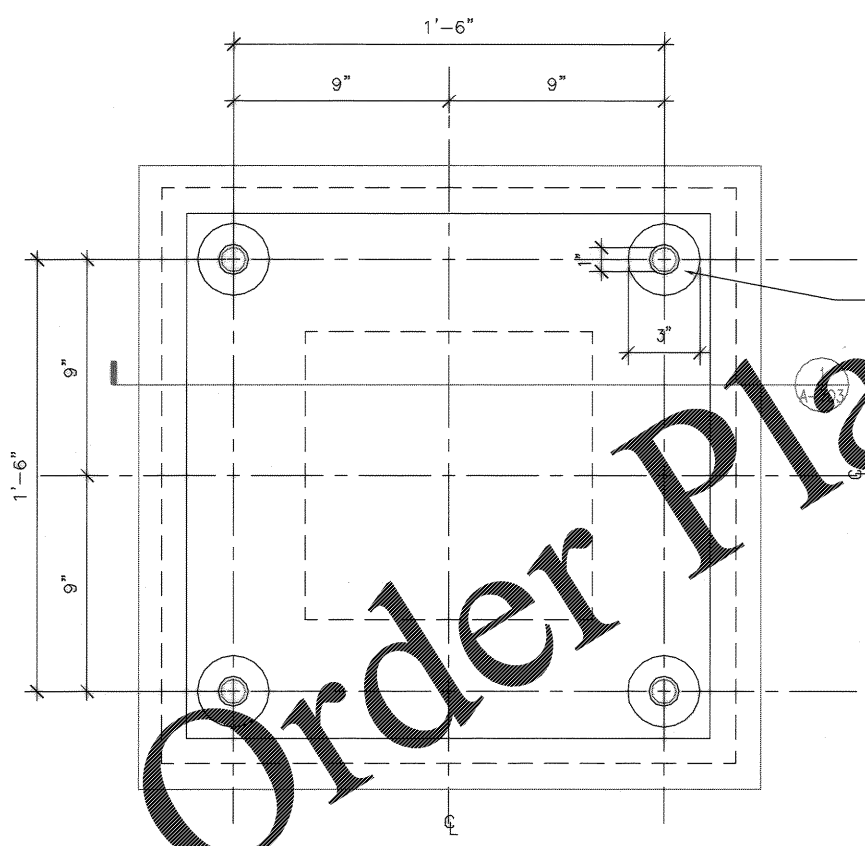
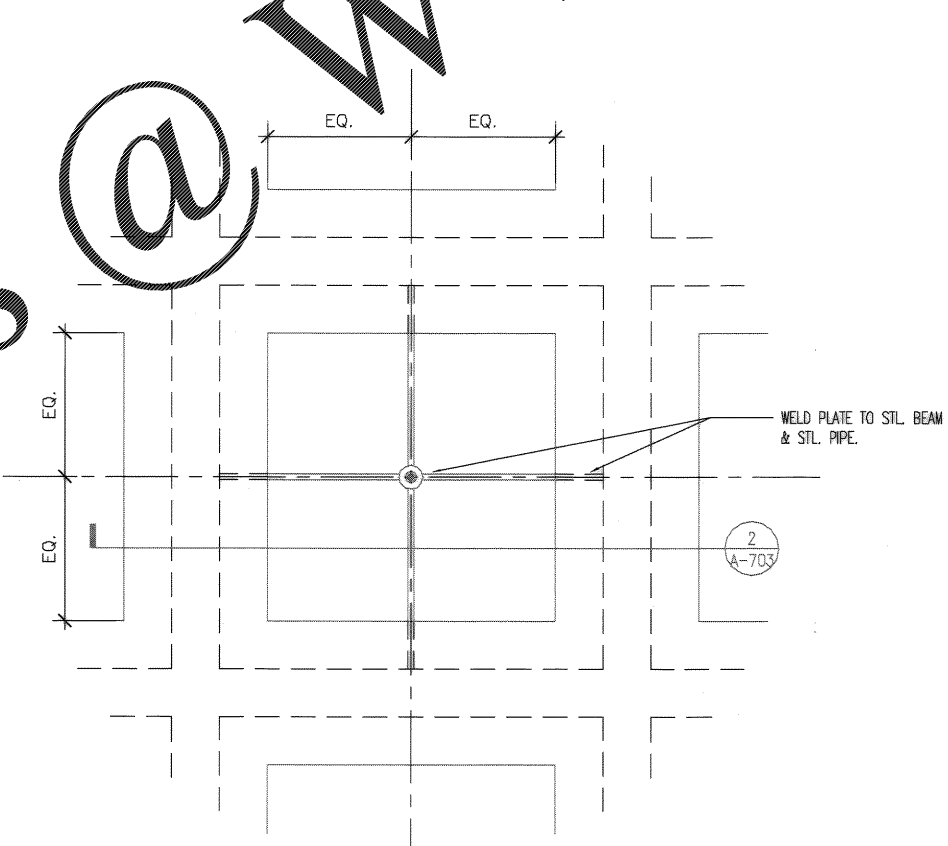


1 DINING ROOM CEILING GRID PLAN
SCALE: 3" = 1'-0"



4 DINING ROOM CEILING GRID PLAN
SCALE: 3" = 1'-0"

2 DINING ROOM CEILING GRID PLAN
SCALE: 3" = 1'-0"



5 DINING ROOM CEILING GRID PLAN
SCALE: 3" = 1'-0"

3 DINING ROOM CEILING GRID PLAN
SCALE: 3" = 1'-0"




Order Plans @ WWW.LDIDLINE.COM

Rev.	7	AS-BUILT DRWG. NO CORRECTIONS	DATE	5/1/04	BY	JCS	CHK	BOEHM	
Prep By	AMM	DATE	5/1/04	APPROV.	JCS	CR ENGR	BOEHM	DATE	5-23-04
Click/Boehm & Associates, Inc. 247 Meeting Street, Suite 100 Charleston, S.C. (803) 577-6377									
SUBMITTED BY (FIRM MEMBER/TITLE): TECHNICAL BRANCH									

CHARLESTON AIR FORCE BASE
 CHARLESTON, SOUTH CAROLINA
DINING FACILITY
INTERIOR DETAILS
 APPROVED: *BD* DATE: 5/1/04
 ETD FOR COMMANDER, NAVFAC

Naval Facilities Engineering Command
 Southern Division
 Charleston, South Carolina



RECORD DRAWING DATE	9/27/04
CODE (D. NO.)	80091
DRAWING SIZE	D
SPEC. NO. 08-98-0939	
CONSTR. CONTR. NO.	N62467-9B-C-0939
NAVFAC DRAWING NO.	5357821
SHEET	96 OF 194
A-703	

