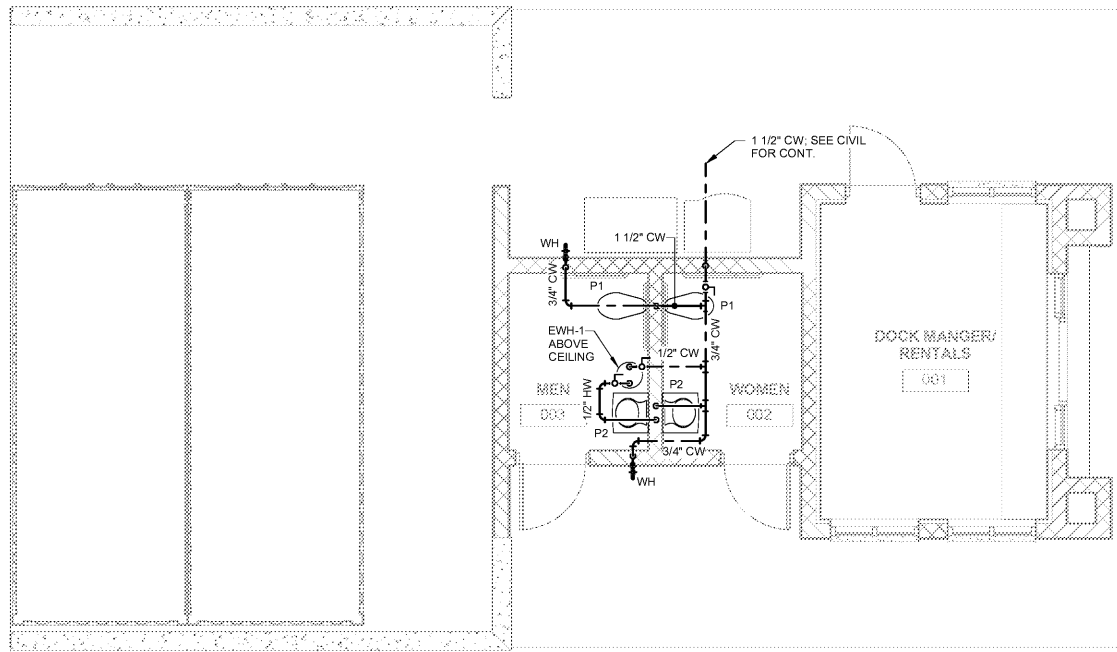
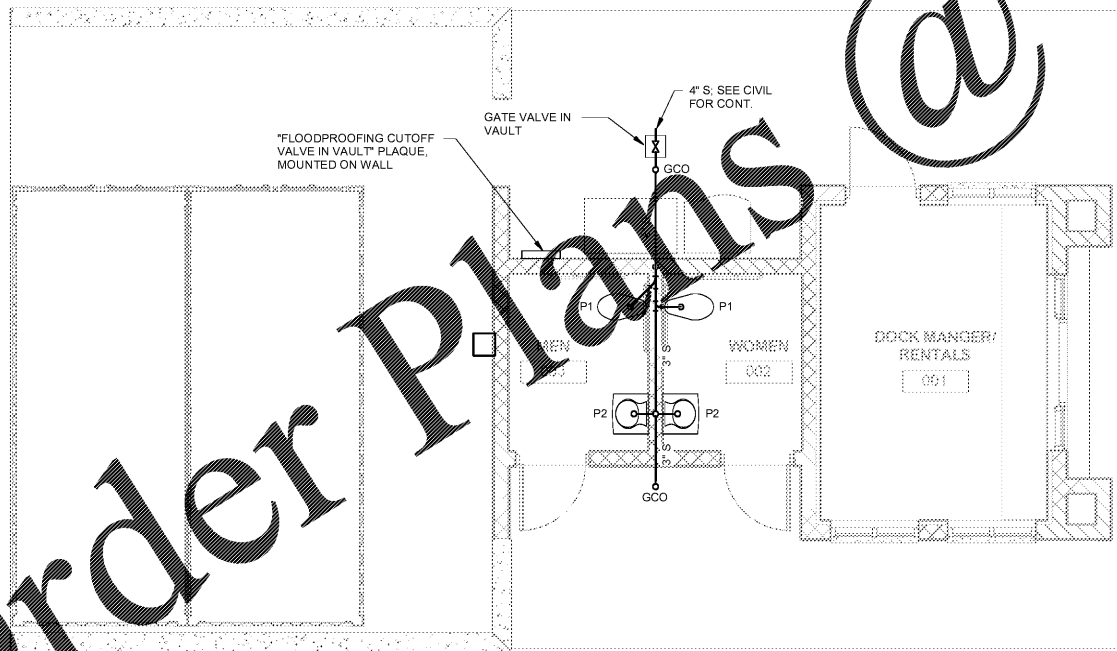


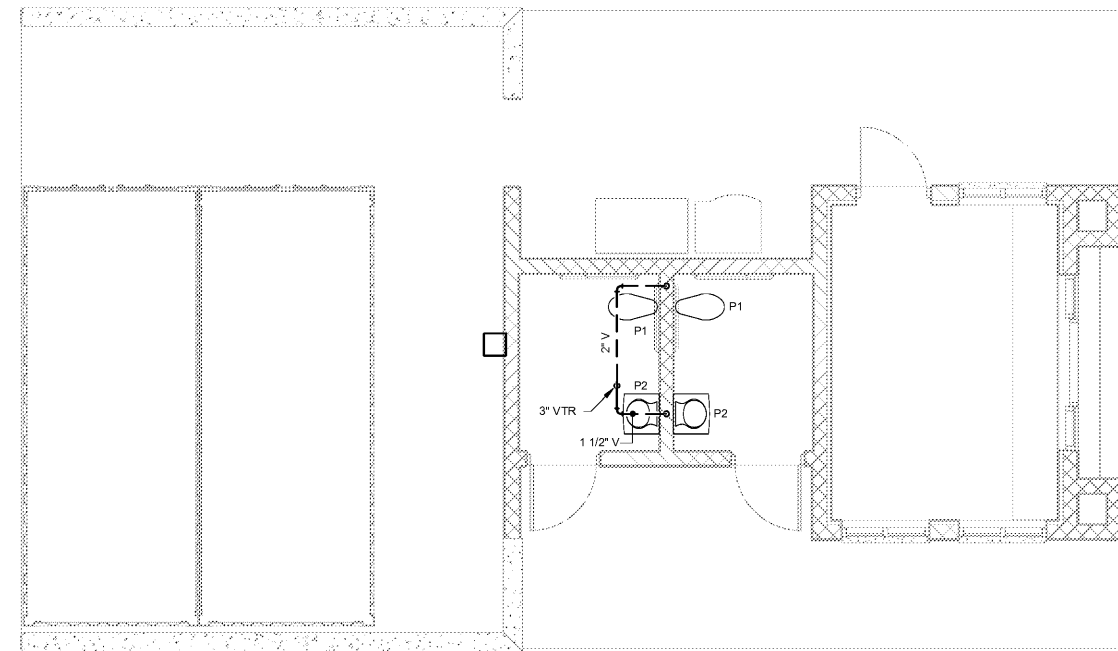
ALL DESIGNS, DRAWINGS AND SPECIFICATIONS DEPICTED ON THIS SHEET ARE PROPERTY OF COAST ARCHITECTS, INC. COPYRIGHT © 5/30/2018 ANY UNAUTHORIZED USE OR REPRODUCTION IS SUBJECT TO LEGAL PROSECUTION. POSSESSION IN ANY FORM CONSTITUTES ACCEPTANCE OF THESE CONDITIONS.
 3:01:20 PM



1 SUPPLY PLAN
 1/4" = 1'-0"



2 SEWER PLAN
 1/4" = 1'-0"



3 VENT PLAN
 1/4" = 1'-0"

PLUMBING GENERAL NOTES

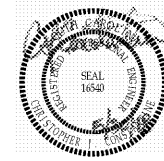

- G1 PROVIDE LABOR, EQUIPMENT AND MATERIALS TO COMPLETE THE PLUMBING WORK INDICATED ON THESE DRAWINGS AS REQUIRED BY LOCAL CODE AND ORDINANCES.
- G2 INCLUDE WASTE, VENT, DOMESTIC COLD & HOT WATER PIPING, AS INDICATED ON THESE DRAWINGS, AS WELL AS HOOKUP OF FIXTURES AND INSULATION OF PIPING.
- G3 INCLUDE ITEMS, SUCH AS FITTINGS, ETC, NOT MENTIONED BUT UNDERSTOOD TO BE NECESSARY TO COMPLETE THE PLUMBING SYSTEM.
- G4 SOIL, WASTE, VENT AND WATER PIPING MATERIALS MUST MEET OR EXCEED LOCAL CODES.
- G5 PROVIDE CLEANOUTS FOR SOIL AND WASTE LINES THAT MEET OR EXCEED LOCAL CODES.
- G6 CAP STUBS FOR THE DRAINAGE SYSTEM UNTIL FINISHED WORK IS INSTALLED.
- G7 PROVIDE WATER HAMMER ARRESTERS IN ACCORDANCE WITH THE SOUTH CAROLINA PLUMBING CODE AND LOCAL ORDINANCES.
- G8 LOCATE TRAP PRIMER VALVES ABOVE THE CEILING. ROUTE PRIMER LINES TO FLOOR DRAINS DOWN INSIDE WALL AND BELOW SLAB.
- G9 LOCATE PLUMBING FIXTURES PER ARCHITECTURAL DRAWINGS. PIPING IS SHOWN IN GENERAL LOCATION. EXACT LOCATION WILL BE DETERMINED BY JOB CONDITIONS.
- G10 COMPLETE WORK IN ACCORDANCE WITH THE SOUTH CAROLINA PLUMBING CODE AND LOCAL ORDINANCES. SEE SPECIFICATIONS FOR PRODUCT AND INSTALLATION REQUIREMENTS.
- G11 GUARANTEE WORK UNDER THIS CONTRACT TO BE FREE FROM DEFECTIVE WORKMANSHIP, MATERIALS AND EQUIPMENT FOR ONE YEAR AFTER ACCEPTANCE OF THE BUILDING BY THE OWNER. SHOULD SUCH DEFECTS OCCUR DURING THE ONE YEAR PERIOD, REPAIR AND/OR REPLACE DEFECTIVE ITEMS AND DAMAGE RESULTING FROM THE FAILURE OF THESE ITEMS AT NO EXPENSE WHATSOEVER TO THE OWNER.
- G12 COORDINATE BONDING OF METALLIC PIPES (GAS, WATER, ETC.) WITH ELECTRICAL.

PLUMBING LEGEND


| | |
|-----|-----------------------|
| ø | DIAMETER |
| EWH | ELECTRIC WATER HEATER |
| FCD | FLOOR CLEANOUT |
| FD | FLOOR DRAIN |
| GCO | GRADE CLEANOUT |
| VTR | VENT THROUGH ROOF |
| WH | WALL HYDRANT |
| --- | COLD WATER LINE, CW |
| --- | HOT WATER LINE, HW |
| --- | SEWERY LINE, S |
| --- | VENT LINE, V |
| --- | BALL VALVE |
| --- | GATE VALVE |

Order Plans @ WWW.LDILine.com

coast architects
 671 St. Andrews Blvd., Charleston, SC 29407
 Phone: 843.763.7064 Fax: 843.763.7061
 www.coastarchitects.net



CONSTANTINE ENGINEERING ASSOCIATES, LLC
 1438 Savannah Hwy #111, Charleston, SC 29407
 Phone: 843.629.7979, Fax: 843.626.9781

BOATING CENTER REDEVELOPMENT - SWAIN BOATING CENTER
 H09-9617-PG-C
 **THE CITADEL**
 11 HAMMOND AVENUE
 CHARLESTON, SC

| Revisions | |
|-----------|-----------|
| Rev. No. | Rev. Date |
| | |

DRAWN BY: TJR
 CHECKED BY: CJC
 DATE: 06.01.2018
 COAST PROJECT NO: 17-069

PLUMBING PLAN

BID DOCUMENTS

3.P101